


## How to install Google Chrome

Access your current browser and search for “Google Chrome” on Google.

Select the first link and you should see a page with the following information.



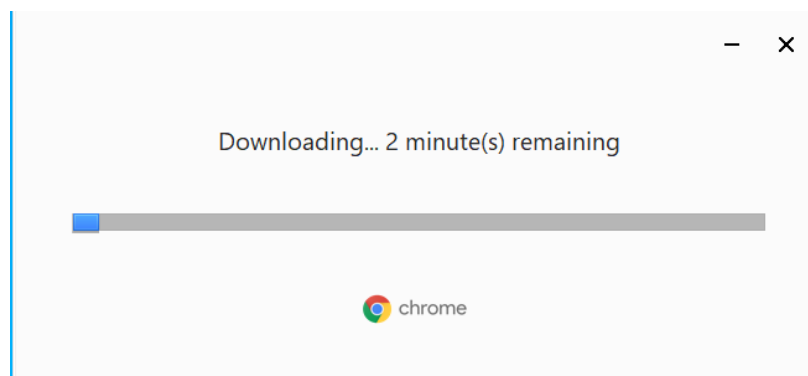
Select “Download Chrome”. This will automatically detect your operating system and download the correct file for you



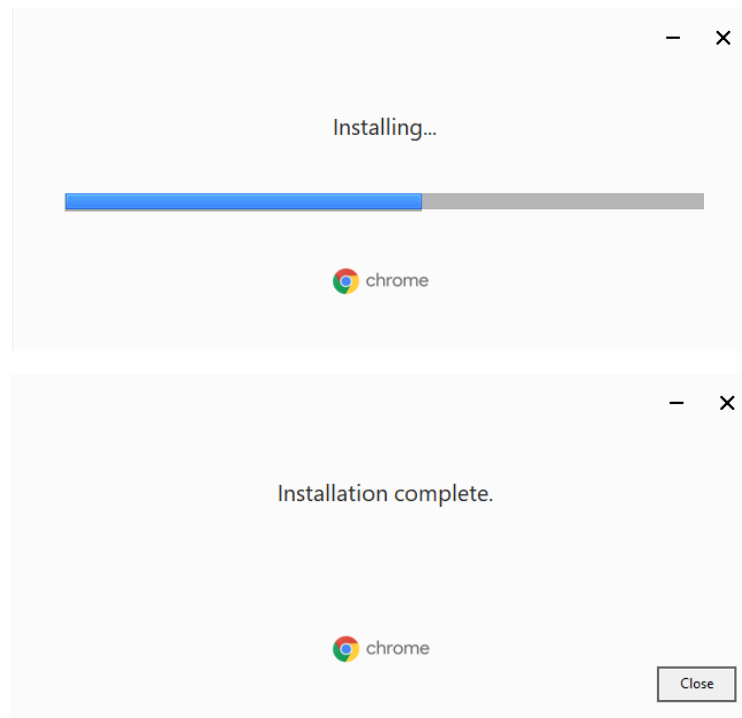
When prompted, save the file called “ChromeSetup”



Once the file is saved, run it to begin the installation process.



This will automatically download and install chrome. Depending on your device and internet connection, this may take up to 10 minutes.



When you see “installation complete.” click on Close on the bottom right corner.

**You have now installed the latest version of Google Chrome.**