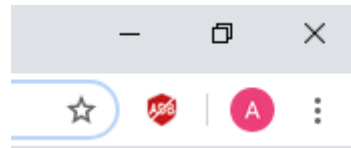
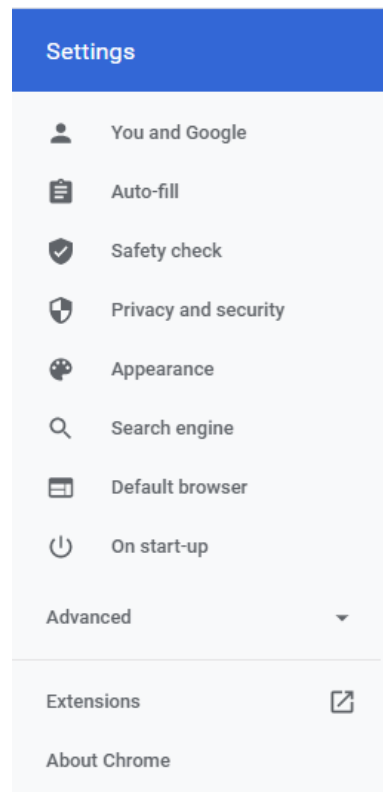


How to check/update your version of Google Chrome

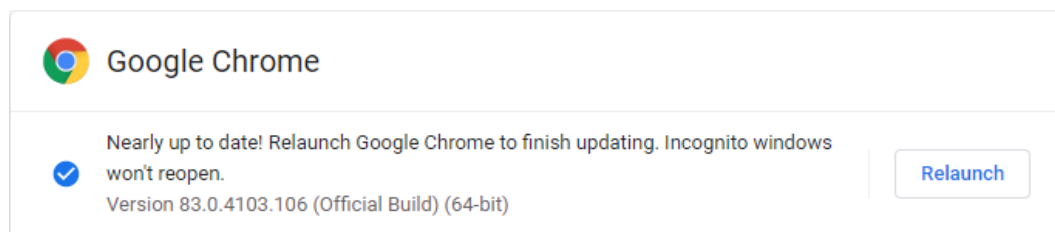
Start-up Google Chrome and find the three dots on the top right corner.



Click on the three dots and select “Settings”



On the next page, find the menu on the left side and select “About Chrome”. This option is found near the bottom of that menu.



Near the top of the page, you will see what version of Chrome you currently have installed.

If there are updates available for your Chrome browser, you will see a button on the right called “Relaunch”. Clicking on this button will restart chrome and install the pending updates.

Your Google Chrome browser is now updated