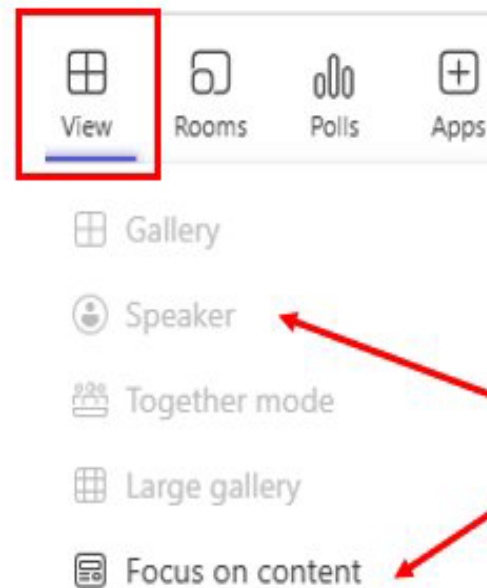


Year 10 Parent Information Session

Top Tip: Set your view mode to “focus on content only” to only see the slides. Select “Speaker” To view the presenter and slides.



We will start at **6pm**

Please do an audio and video setup before we begin – feel free to use your camera.



Parenting a Year 10 student:
It's not a sprint, it's a marathon...
with hurdles... and no map.

Acknowledgment of country

At the Brisbane School of Distance Education, we acknowledge the Traditional Custodians of this land, the Turrbal and Yuggera peoples, and their rich history of teaching and learning.

We honour their Elders—past, present, and emerging—and their ongoing contributions to education.

This land has always been a place of learning, a tradition we proudly continue today.

Welcome from the Year 10 Coordinator



Jodie Hyde

Year 10 Coordinator

Year10Coordinator@brisbanesde.eq.edu.au

The Year 10 Team



BrisbaneSDE



Carolyn Burke
Deputy Principal (Year 10)
cburk33@eq.edu.au



Dianna Bennett
Head of Department
Pathways and Engagement
pathwaysandengagement@brisbanesde.eq.edu.au




Jodie Hyde
Year 10 Coordinator
Year10Coordinator@brisbanesde.eq.edu.au



Sarah Round
Guidance Officer (Year 10)
Guidance.Enquiries@brisbanesde.eq.edu.au



Kirsti Ellerton
Head of Senior Schooling
seniorschooling@brisbanesde.eq.edu.au



Kylie Cottone
Youth Support Coordinator
YouthSupport@brisbanesde.eq.edu.au

What questions would you like answered tonight?



Any general questions - Please share at the end.

Note that this session is being recorded. Questions should be of a general nature – we cannot discuss individual student circumstances.

For student specific questions – Please use the QR code:

The Year 10 team will be able to follow up any student specific questions outside of this session. Alternatively use this link:

[2026 Year 10 Parent Information Sessions - Follow up request – Fill in form](#)

Agenda



- **Deputy Principal:**

- Post compulsory phase of schooling
- Engaging in Learning
 - Camera and Mic use

- **Head of Department Senior Schooling (Year 11):**

- Subject Options
- Recommendations for Success
- VET/Pathway Options Information Evening
- Careers Expo

- **Year 10 Coordinator:**

- Introduction to SET Planning
- SET Plan Timelines and Key Dates
- SET Plan Processes

From the Year 10 Deputy Principal



Carolyn Burke
cburk33@eq.edu.au

Post Compulsory Phase of Schooling



When a young person stops being of compulsory school age (16 years) or finishes Year 10, they enter the **Compulsory Participation Phase**.

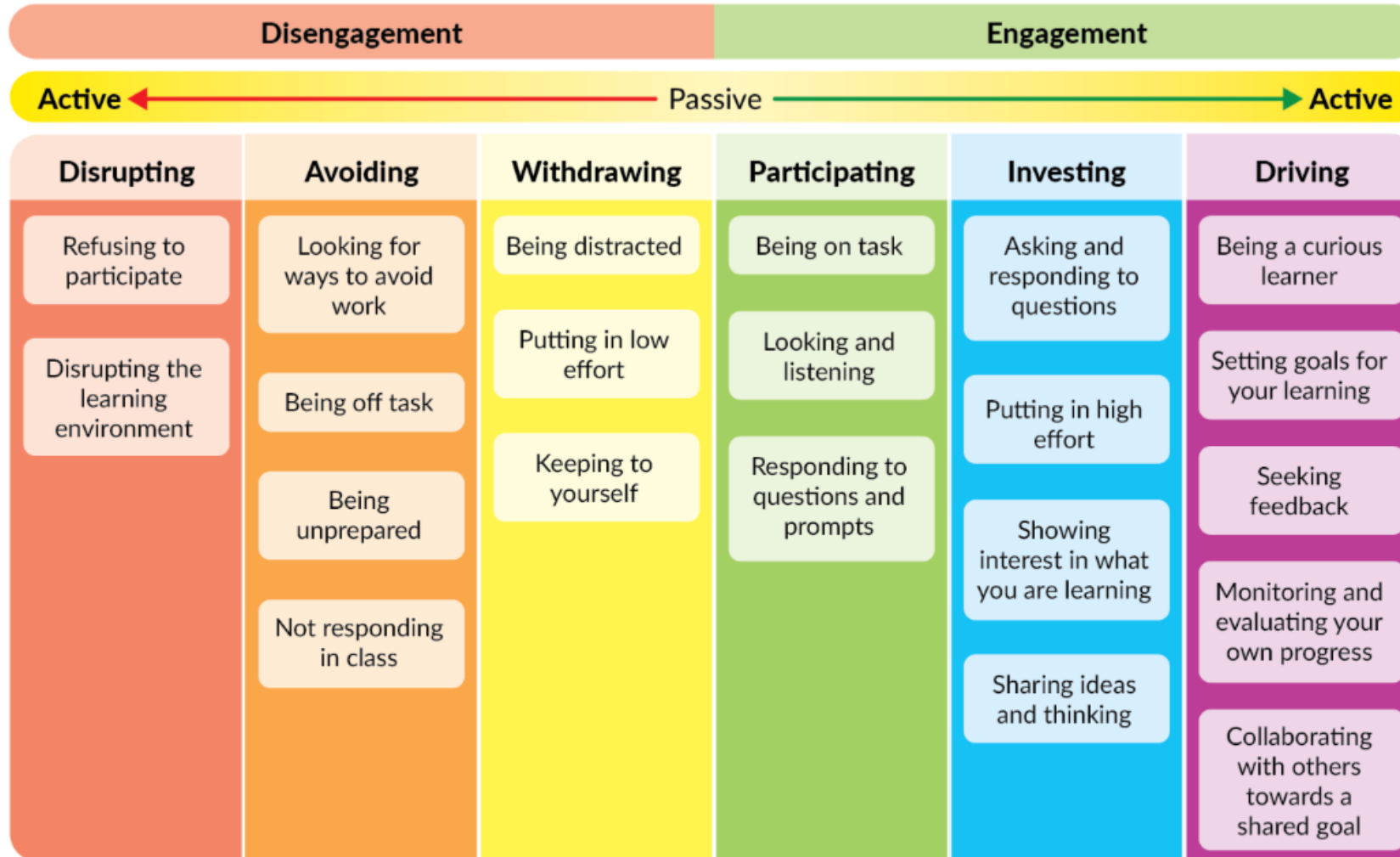
During this phase, a young person can leave school, however, they must be 'earning or learning' until they turn 17 or they achieve their QCE / QCIA

What does 'earning or learning' mean ?

- Staying at school, completing Year 11 and 12
- QCE / QCIA
- ATAR
- VET course (eg: Tafe@School)
- School-based traineeship / apprenticeship
- A VET course at TAFE – Certificate III or higher
- An apprenticeship or traineeship (non school-based)
- Paid employment for at least 25 hours a week
- Government employment skills development programs (eg: Get Set For Work, Skilling Qlders for Work)
- Home Education
- TAFE Unilearn
- Alternative School Options

Engagement Continuum

The Student Engagement Continuum



Reminders - Camera and Mic



- Use of cameras and mics is expected when directed by teachers and school staff
- Important to creating engaging, interactive learning experiences
- When used purposefully as a teaching tool, camera and mic use improve student engagement, connection, and learning outcomes.
- Understand this has been challenging, and teachers are working to support students to build confidence in use of cameras and mics.

Reminders - camera and mic



Reminders:

- Students up and should be dressed appropriately for school before 8.00 am
- Students should be working in a suitable area and where appropriate, – use the Teams background feature
- If cameras or mics are broken, these should be repaired or replaced in a timely fashion

From the Head of Department Senior Schooling (Year 11)



Kirsti Ellerton

seniorschooling@brisbanesde.eq.edu.au

Senior Education and Training (SET) Plan



Preparing for learning in Years 11 and 12

Senior schooling is an exciting time and an important step in planning for your future. In Year 10, your school will work with you and your parents/carers to develop a plan to help you:

- think about your education, training and career goals after Year 12
- tailor your learning in Years 11 and 12 to your abilities, interests and ambitions
- map your pathway to a Queensland Certificate of Education (QCE).

Once your plan has been developed, your school will register you with the Queensland Curriculum and Assessment Authority (QCAA) and will open a learning account.

The Queensland Certificate of Education (QCE)

The QCE is Queensland's senior schooling qualification. It is internationally recognised and a sign of academic and personal success. The QCE is also flexible and allows you to design a pathway that's right for you — whether you plan to:

- study at university
- look for skilled work
- complete technical and further education (TAFE) or other training.



The Queensland Certificate of Education (QCE) and the ATAR (Australian Tertiary Admission Rank) are different and have a different purpose.



QCE

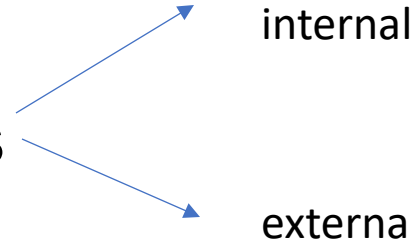
Certifies learning, showing the individual has achieved a specific standard of education at senior schooling level and may be considered by employers and the general community.



ATAR

Tells us about a student's position (or ranking) compared to all other students in the state. The only intended purpose for the ATAR is to assist with selecting applicants for tertiary study.

Studies that can contribute towards a **QCE**

- General Subjects
 - Applied subjects
 - Vocational education and training (VET) courses
 - QCAA short courses
 - School-based apprenticeships and traineeships
 - University subjects completed while at school
 - Workplace learning
 - Recognised Studies (e.g. AMEB, Duke of Edinburgh)
- 
- A diagram consisting of two blue arrows originating from the right side of the 'Vocational education and training (VET) courses' bullet point. The upper arrow points to the word 'internal' and the lower arrow points to the word 'external', both in a black, sans-serif font.



How does the QCE work?

To receive a QCE, you must achieve 20 credits of learning, at the set standard, in a set pattern, while meeting literacy and numeracy requirements.

Typically, students will study six subjects/courses across Years 11 and 12. Many students choose to include vocational education and training (VET) courses in their QCE pathway and some may also wish to extend their learning through university courses or other recognised study. In some cases, students may start VET or other courses in Year 10.

Set amount

20 credits from contributing courses of study, including:

- QCAA-developed subjects or courses
- vocational education and training qualifications
- non-Queensland studies
- recognised studies.

Set pattern

12 credits from completed Core courses of study and 8 credits from any combination of:

- Core
- Preparatory (maximum 4)
- Complementary (maximum 8).

Set standard

Satisfactory completion, grade of C or better, competency or qualification completion, pass or equivalent.

Literacy & numeracy

Students must meet literacy and numeracy requirements through one of the available learning options.



Set amount

20 credits from contributing courses of study, including:

- QCAA-developed subjects or courses
- vocational education and training qualifications
- non-Queensland studies
- recognised studies.

Set standard

Satisfactory completion, grade of C or better, competency or qualification completion, pass or equivalent.

Each subject has 4 units, worth one credit each.

You only get the credit if you pass the unit.

The credits are awarded individually for units one and two. (i.e. year 11)
(1 credit for each unit passed).

The credits are awarded as a pair for units three and four. (i.e. Year 12)
(2 credits for a C or above at the end of Year 12, no credits if you get a D or below.)



BrisbaneSDE

Set pattern

12 credits from completed Core courses of study and 8 credits from any combination of:

- Core
- Preparatory (maximum 4)
- Complementary (maximum 8).

12 of the 20 credits must come from subjects/courses that you have completed – i.e. you have done all four units, or the whole VET qualification.

Remember – you only get credits from the units you pass.

Literacy & numeracy

Students must meet literacy and numeracy requirements through one of the available learning options.

You must pass one unit of English, Essential English, Literature or Short Course Literacy AND

One unit of Essential Maths, General Maths, Maths Methods, Specialist Maths or Short Course Numeracy.

The basics

- You will be required to choose 6 subjects/courses for Years 11 and 12.
- Each subject goes for the full two years (except for some VET courses).
- If you enrol in an external VET course, you will be able to drop a subject when we see that you are engaging and succeeding in that VET course.



BrisbaneSDE

Common questions:

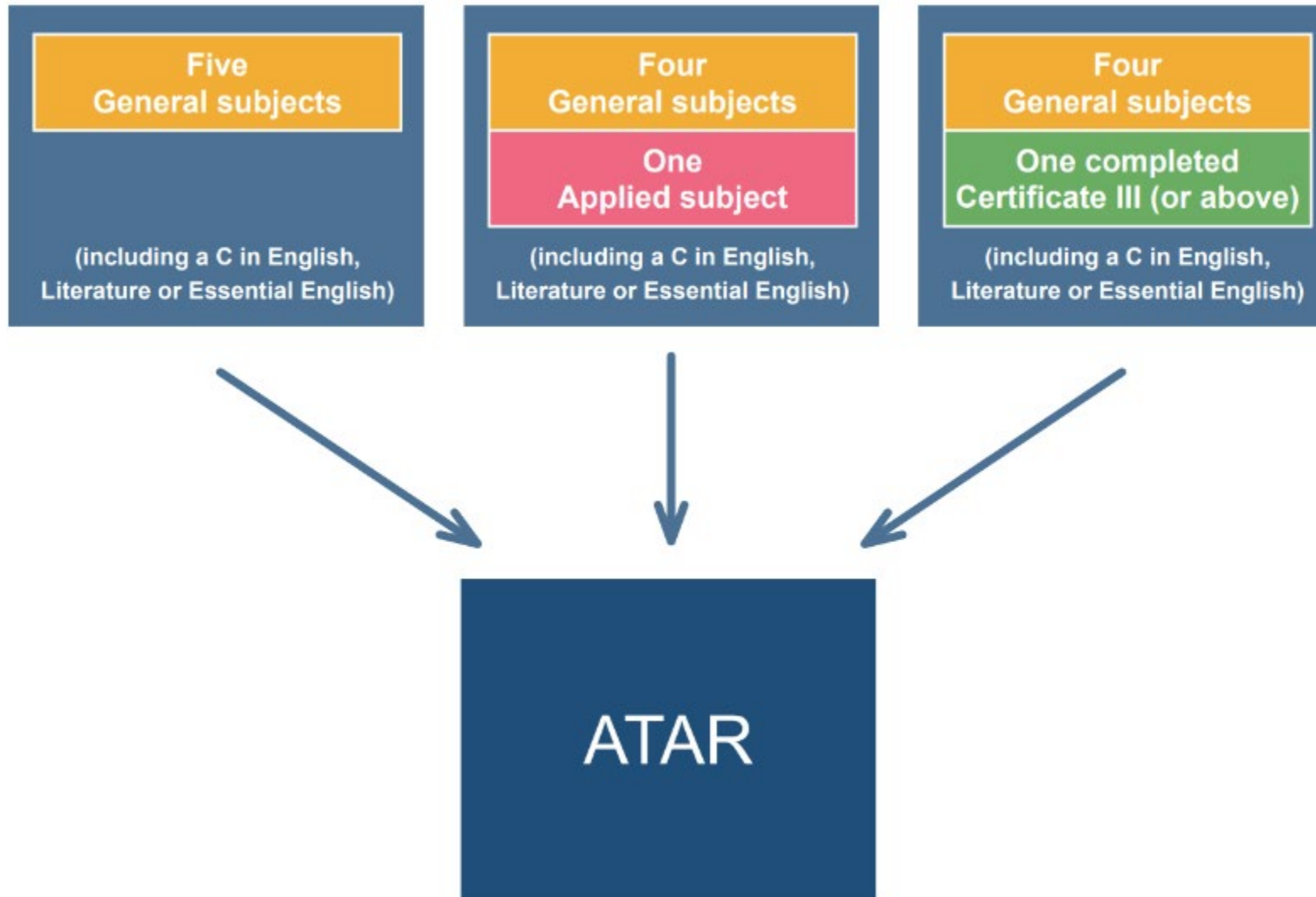
Why do I have to do six subjects, when I only need 20 credits?

Isn't five enough?

- Credit is only accrued for a grade of C or better.
- The QCE requires that 12 credits come from subjects that have all of units 1-4 completed.
- Studying 6 subjects allows a 'buffer'.
- Consider selecting a one-year Cert II in Year 11 – if everything else is going well, you will only have 5 subjects in Year 12.



What do I need for an ATAR?



If a student satisfies more than one of these conditions, QTAC will calculate their best possible ATAR.



2026 BrisbaneSDE SET Planning

Where to find all things relevant to SET Planning at BrisbaneSDE.



▶ Slideshow



[https://padlet.com/BrisbaneSDE/BSDE SET Planning](https://padlet.com/BrisbaneSDE/BSDE_SET_Planning)

Alternatives to completing years 11 and 12



When can I finish school?

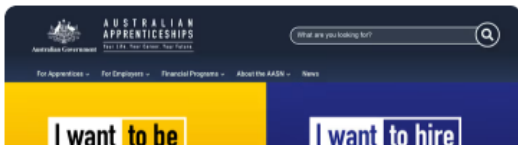
legislation.qld.gov.au

View - Queensland Legislation - Queensland Government

The Education (General Provisions) Act 2006 (the Act) requires that parents/guardians ensure that young people who have *finished Year 10 or turned 16* engage in further education and training until they either:

- Gain a Queensland certificate of Education (QCE) or Queensland Certificate of Individual Achievement (QCIA), or Certificate III or higher VET qualification.
- Have participated in an eligible option for two years after they cease being of compulsory school age.
- Paid Employment or combined with training.
- Turn 17.

Apprenticeships and Traineeships



Queensland Certificate of Education(QCE)



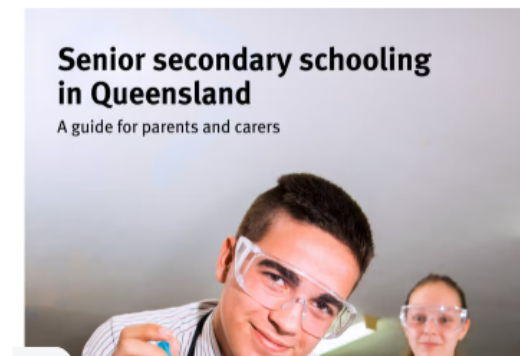
A quick guide to the QCE system



YouTube

A quick guide to the QCE system

Senior secondary schooling in Queensland



Senior secondary schooling in Queensland

A guide for parents and carers

Australian Tertiary Admission Rank(ATAR)



VET and ATAR



YouTube

Understanding Queensland's ATAR

What is an ATAR?

An ATAR (Australian Tertiary Admission Rank) is a method used by universities to allocate places in undergraduate courses.

To be eligible for an ATAR, you must study at least

- 5 general subjects OR
- 4 general subjects plus 1 applied subject OR
- 4 general subjects plus one Cert III or higher

AND you must pass Units 3 and 4 of English, Literature or Essential English.

QTAC will calculate the best possible ATAR for you, based on your subject combinations.

Uni Studies



2028 Year 10 Guide



PDF

2028 QTAC Yr10Guide 20250509 SchoolPortal

Requirements for University

If you want to go to University, you'll need to meet entry requirements for the course you are interested in.

Entry requirements consist of **MERIT** and **ELIGIBILITY**

MERIT

ATAR – which is achieved by doing the ATAR pathway through Year 11 and 12

The 2026 Subject Guide and Recommendations for Success

- The [2026 Subject Guide is currently available here](#).
- The 2027 guide will be released in Term 3.
- List of subjects (note colours for type of subject):
- New subject in 2027: Film, TV and New Media

QCAA Subjects	General	Applied
English	English	Essential English
	Literature	
Mathematics	General Mathematics	Essential Mathematics
	Mathematical Methods	
	Specialist Mathematics	
Science	Biology	Science in Practice
	Chemistry	
	Marine Science	
	Physics	
Humanities and Social Sciences	Psychology	
	Accounting	Business Studies
	Ancient History	Religion and Ethics
	Economics	Social and Community Studies
	Geography	Tourism
	Legal Studies	
The Arts	Modern History	
	Philosophy and Reason	
	Dance	Media Arts in Practice
	Music Film, TV and New Media	Music in Practice
	Music Extension (Units 3 and 4)	Visual Arts in Practice
Technologies	Visual Art	
	Design	Information & Communication Technology
Health and Physical Education	Digital Solutions	
	Health	Sport and Recreation
Languages	Chinese	
	Chinese Extension (Units 3 and 4)	
	French	
	German	
	Japanese	
	Spanish	

Recommendations for Success

The school has determined [‘Recommendations For Success’](#) for each **General** subject.

Students who do not meet these recommendations will not be able to select the corresponding subject, because experience tells us that they are unlikely to be successful and hence will be at risk of not graduating with a QCE.

**Applied
subjects
are for
everyone!**

Applied

Essential English

Essential Mathematics

Science in Practice

Business Studies

Religion and Ethics

Social and Community Studies

Tourism

Media Arts in Practice

Music in Practice

Visual Arts in Practice

Information and Communication Technology

Sport and Recreation



BrisbaneSDE

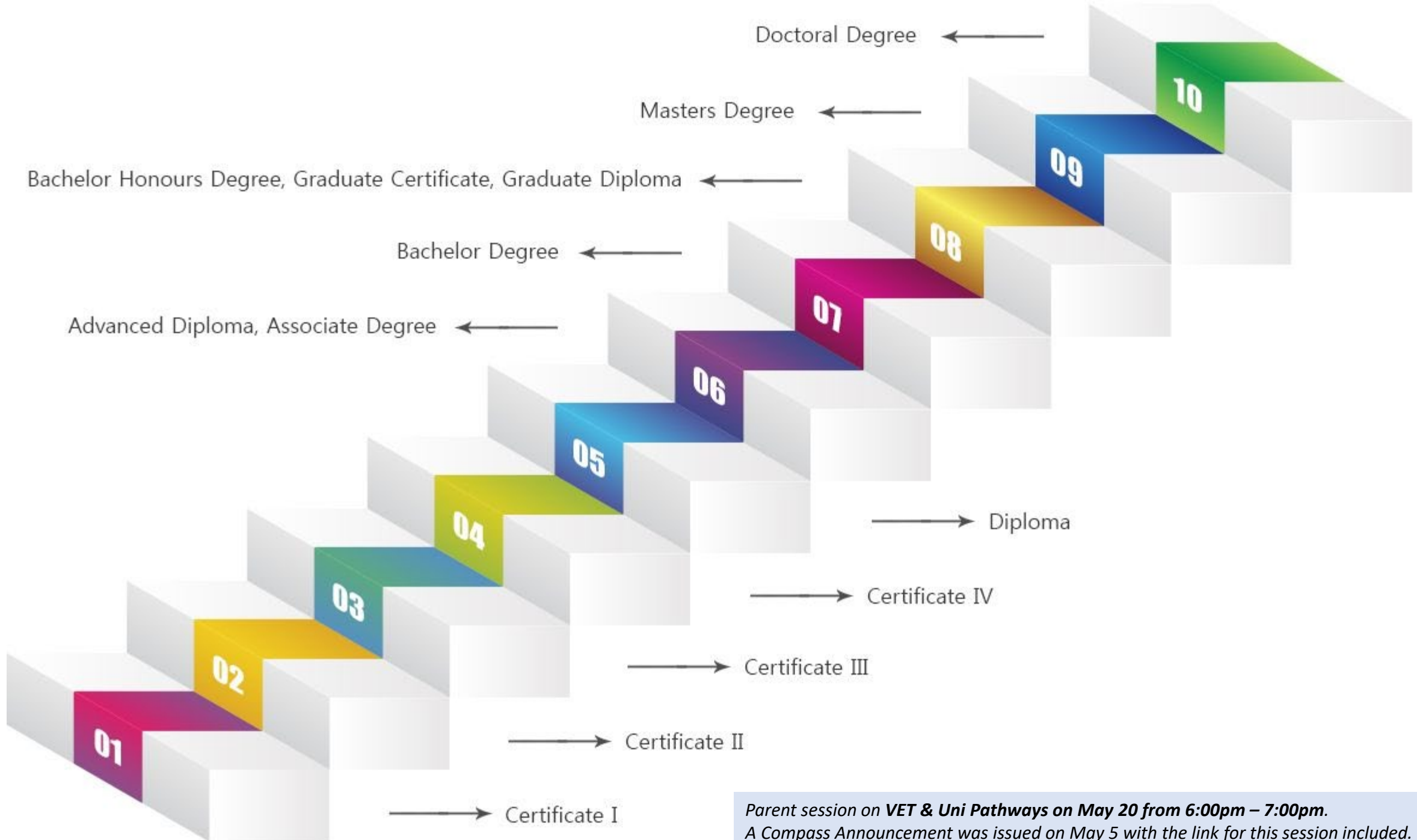
VET (Vocational Education and Training)



Vocational Education and Training (VET) courses:

Business (BSB)	BSB30120 Certificate III in Business*
Financial Services (FNS)	FNS20120 Certificate II in Financial Services
Information and Communications Technology (ICT)	ICT20120 Certificate II in Applied Digital Technologies
Community Services (CHC)	CHC22015 Certificate II in Community Services
	CHC24015 Certificate II in Active Volunteering*
Foundation Skills (FSK)	FSK20119 Certificate II in Skills for Work and Vocational Pathways
External VET Programs	School-based Apprenticeships and Traineeships and TAFE Courses (contact the External VET Programs Coordinator at school)

*Subject to enrolment numbers and staffing. Students and parents/carers are advised to check the BrisbaneSDE website for updates to VET subject availability/information.



*Parent session on VET & Uni Pathways on May 20 from 6:00pm – 7:00pm.
A Compass Announcement was issued on May 5 with the link for this session included.*

How is VET offered at BrisbaneSDE?

Internal VET - Timetabled VET qualifications

(You can choose these in your BrisbaneSDE Subject Selection):

- Certificate II in Active Volunteering* (RTO: Volunteering Queensland)
- Certificate II in Applied Digital Technologies
- Certificate II in Community Services ** (RTO: Skills Generation)
- Certificate II in Financial Services
- Certificate II in Skills for Work and Vocational Pathways
- Certificate III in Business* (RTO: iVet)

For details of each qualification, review the subject descriptions in the [2026 Year 11 and 12 Subject Guide](#).

*Subject to enrolment numbers and staffing; RTO fee applies

**Subject to enrolment numbers and staffing; VETiS funding can be applied, or students can opt to pay the fee

External VET Programs

(You apply for these through an EXTERNAL RTO.)

- Certificate II, III, IV and Diploma qualifications offered by external Registered Training Organisations such as TAFE at School, Aurora Training, Mater Education, Prestige Service Training, Barrington College etc.
- School-based Apprenticeships
- School-based Traineeships

Find information on External VET options in the External VET QLearn Course or the [External VET Programs Padlet for Families](#)

There will be a VET in School and University Pathways Information Evening that will be run by the VET and Year 10/11 Guidance Teams on **May 20, 6:00pm - 7:00pm.**

How completed VET qualifications can be used for University entry



University Pathways Overview

ATAR Pathway	VET Course as a standalone pathway to University
<p>ATAR eligibility</p> <ul style="list-style-type: none">• 5 General subjects or• 4 General subjects + 1 Applied subject or• 4 General subjects + 1 completed VET qualification at AQF Certificate III level or above. <p>AND</p> <p>Students must satisfactorily complete (i.e., achieve a minimum grade of C or higher) an English subject (Essential English, General English, Literature)</p>	<p>AQF Certificate III level or above Accepted for some courses (varies by university)</p> <p>Diploma = Rank 82–87 Cert IV = Rank 74 Cert III = Rank 68 (limited use)</p> <p>Each uni has different rules</p>

There will be a Parent session on VET & Uni Pathways on May 20 from 6:00pm – 7:00pm. A Compass Announcement was issued on May 5 with the link for this session included.

Destination Doctor - Emerald, Gladstone, Hervey Bay, Rockhampton, or Bundaberg



🚚 Destination Doctor 2026 🚚

📅 Dates & Locations:

- Emerald: 5 June
- Bundaberg: 9 June
- Hervey Bay: 11 June
- Rockhampton: 17 June
- Gladstone: 18 June

How to Apply:

- 1 Complete the [application form online](#).
- 2 Answer the question: "Why do you want to be a doctor?"

Key Dates:

Applications close: **22 May 2026**




Winners notified: 27 May 2026

Don't miss this chance to explore a career in medicine!




[This Photo](#) by Unknown Author is licensed under [CC BY-NC](#)


PARENT AND STUDENT CAREER & YOUTH SUPPORT EXPO 2026

 **When:** Thursday, 28 May 2026
 **Time:** 9:30 AM – 11:30 AM
 **Where:** BrisbaneSDE (Sign in outside the Discovery Centre)

What's on offer?

- Meet reps from top universities (UQ, QUT, Griffith, ACU, USQ)
- Explore TAFE, training organisations, and apprenticeships
- Discover support services

 **Extras:** Food and drinks available at the café across from BrisbaneSDE.

 **Accessibility:** Noise-cancelling headphones welcome for a comfortable experience.

 [Register now](#) and start planning your future!



THE INVITATION ...

The Guidance Officer Team at the Brisbane School of Distance Education wish to invite Year 9 to 12 students and parents to the 'Parent and Student Career and Youth Support Expo' on Thursday May 28.

WHO YOU WILL MEET?

A variety of organisations are attending to provide valuable information on universities (UQ, QUT, Griffith University, Australian Catholic University and University of Southern QLD), TAFE, External Training Organisations, Apprenticeship Agencies and Support Agencies.

HOW DOES THAT LOOK?

Displays/Information will be presented from various organisations such as:

- UQ
- QUT
- Griffith University
- Australian Catholic University
- University of Southern QLD
- TAFE
- External Training Organisations and many more

Support

Guide

Inspire



VENUE: BRISBANESDE

DATE: THURSDAY, MAY 28

TIME: 9:30AM - 11:30AM

SIGN IN: OUTSIDE THE DISCOVERY CENTRE

Food and drinks are available to purchase at the Café directly across from BrisbaneSDE.

Please note: This environment may be over stimulating to some students. Students may use noise cancelling headphones or other devices as needed. To attend this exciting opportunity please;

[Register here](#)

Innovation | Inspiration | Inclusion

GUIDANCE Officers
are here to help

What should students do right now?



- Maximise their results in Semester 1 Year 10, to maximise their subject selection options.
- Attend events such as the BrisbaneSDE Career Expo or University open days
- Research potential courses and careers that they are interested in – what do they need to do to get there? Identify at least two pathways.

From the Year 10 Coordinator



Jodie Hyde

Year 10 Coordinator

Year10Coordinator@brisbanesde.eq.edu.au



SET Plan introduction

The Senior Education and Training (SET) plan is a process to map learning pathways through the senior years of school and beyond.

The SET plan supports students working towards the Queensland Certificate of Education (QCE), Queensland Certificate of Individual Achievement (QCIA), Senior Statement or Vocational Education and Training (VET) qualification, and/or a viable work option.

Students start their SET plan in Year 10 and develop a documented plan that can be referred to through Years 11 and 12.

What does a good SET plan do?

- Considers student motivations and strengths.
- Helps students to explore many careers, the world of work and develop career related goals.
- Works as a map to help students achieve learning goals during senior years and/or viable work options.
- Assists students to explore pathways across education, training and employment areas.
- Includes students' parents or carers, and school staff who know their student and can assist them to develop their SET plan.¹

SET Planning Stages

BrisbaneSDE

Stage 1 - Thinking About the Future

Think about where you are now and consider where you want to go

Stage 2 - Exploring Options

Explore the many career and pathway options available

Stage 3 - Documenting the SET plan

Fully complete your One School "SET Planning" module and finalise your SET Plan following your SET Plan interview together with a parent/carer

Stage 4 - Implementing the SET Plan

Actively work towards goals in your SET Plan with support from your school/learning provider and adapt your plan if necessary



The infographic is a circular diagram with a central white circle containing a silhouette of a head with gears. The text 'THE TYPES OF INTELLIGENCE by Mark Vital' is centered in this circle. Surrounding this are eight colored segments, each representing an intelligence type with an icon and a brief description. The segments are: 1. Intra-personal (yellow-green): understanding yourself, what you feel, and what you want. 2. Spatial (green): visualizing the world in 3D. 3. Naturalist (teal): understanding living things and reading nature. 4. Musical (dark teal): discerning sounds, their pitch, tone, rhythm, and timbre. 5. Logical-mathematical (blue): quantifying things, making hypotheses and proving them. 6. Existential (purple): tackling the questions of why we live, and why we die. 7. Interpersonal (dark purple): sensing people's feelings and motives. 8. Bodily-kinesthetic (dark red): coordinating your mind with your body. 9. Linguistic (orange-red): finding the right words to express what you mean.

THE TYPES OF INTELLIGENCE

by Mark Vital

spatial
visualizing
the world
in 3D



naturalist
understanding
living
things and
reading
nature



musical
discerning
sounds, their
pitch, tone,
rhythm, and
timbre



**intra-
personal**
understanding
yourself,
what you feel,
and what
you want



finding
the right
words to
express
what
you mean
linguistic



quantifying
things,
making
hypotheses
and
proving
them
**logical-
mathematical**



coordinating
your mind
with your body
**bodily-
kinesthetic**



sensing people's
feelings and motives
interpersonal



tackling
the questions
of why we live,
and why we die
existential

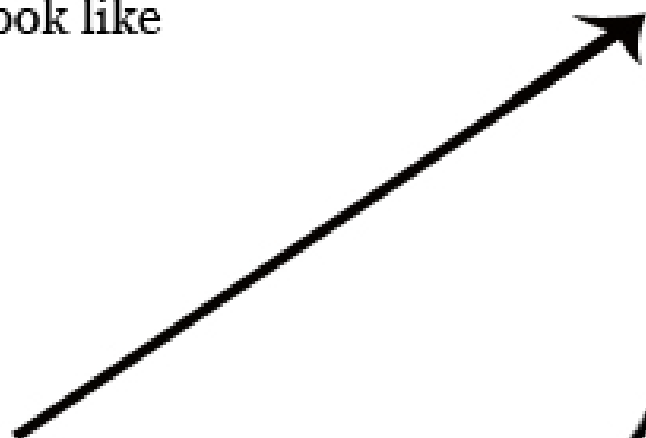




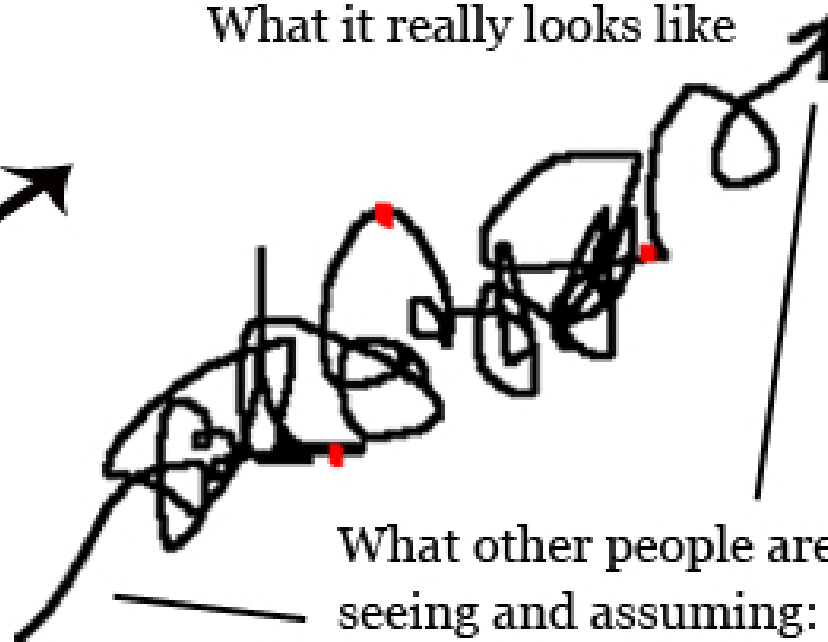
BrisbaneSDE

SUCCESS is Not a Straight Line

What people are expecting
that success should
look like



What it really looks like




What other people are
seeing and assuming:
overnight success

www.AbundanceTapestry.com



BrisbaneSDE



Timelines and key dates



SET Plan Interview Dates and Student Checkpoints



This is what your screen should look like for Checkpoint 3 in Week 1 of Term 3!

2026 Interview Dates

Wednesday 29 July

Thursday 30 July

Friday 31 July

[https://padlet.com/BrisbaneSDE/BSDE SET Planning](https://padlet.com/BrisbaneSDE/BSDE_SET_Planning)

- Participate in Connect lessons/assemblies and other learning opportunities to explore strengths, personal qualities, interests, core values and their links with careers.
- In OneSchool, and in line with provided timelines:
 - Complete My Intended Pathways
 - Complete My Pathway Portfolio
 - Complete My Course of Study in accordance with recommendations for success
 - Prepare for, attend, and actively engage in SET Plan Interview.

Steps to complete your SET Plan



[QLearn Video support to help with completing your career profile](#)



Timelines and key dates



that your screen should look like for Checkpoint 3 in Term 3!

2026 Interview Dates

Wednesday 29 July

Thursday 30 July

Friday 31 July

Student Checkpoints:

Checkpoint 1 - Term 2, Week 8: In the SET Plan tab of OneSchool students will have completed:

- *Intended Pathways* (Q1-5) and
- *Pathways Portfolio* (Entered at least 1 pathway portfolio, preferably two so a backup plan is in place).

Checkpoint 2 - Term 2, Week 9: Students have made preliminary selections of 6 subjects (and 1 backup preference).

Checkpoint 3 - Term 3, Week 1:

Students will complete their final subject selection in line with their Semester 1 results and Recommendations for Success. Double check that you see all 3 green ticks in the *Submit SET Plan* tab (see image above).

QCAA Subjects	General	Applied
English	English	Essential English
	Literature	
Mathematics	General Mathematics	Essential Mathematics
	Mathematical Methods	
	Specialist Mathematics	
Science	Biology	Science in Practice
	Chemistry	
	Marine Science	
	Physics	
Humanities and Social Sciences	Psychology	
	Accounting	Business Studies
	Ancient History	Religion and Ethics
	Economics	Social and Community Studies
	Geography	Tourism
	Legal Studies	
	Modern History	
The Arts	Philosophy and Reason	
	Dance	Media Arts in Practice
	Music	Film, TV and New Media Music in Practice
	Music Extension (Units 3 and 4)	Visual Arts in Practice
Technologies	Visual Art	
	Design	Information & Communication Technology
Health and Physical Education	Digital Solutions	
	Health	Sport and Recreation
Languages	Chinese	
	Chinese Extension (Units 3 and 4)	
	French	
	German	
	Japanese	
	Spanish	

Student Checkpoint 1 – Due by Friday 12 June

So far you should have completed Modules 1-2 of your SET Plan in OneSchool:

☑ 1. *My Intended Pathway*

☑ 2. *My Pathway Portfolio*



If you have finished this, email Pathways and Engagement, pathwaysandengagement@brisbanesde.eq.edu.au to go in the running for a prize. 🏆

Note: The SET planning module includes three (3) sections to be completed before your plan can be submitted for review. You will complete Module 3 next week.



Student Checkpoint 2 – Due by Friday 19 June

🎉 You now should have completed Modules 1-3 of your SET Plan in OneSchool:

✅ 1. *My Intended Pathway*

✅ 2. *My Pathway Portfolio*

✅ 3. *My Course of Study*

✅ 4. *Submit SET Plan*



If you have finished all THREE (3) modules – don't forget to hit the SUBMIT button, then email Pathways and Engagement, pathwaysandengagement@brisbanesde.eq.edu.au to go in the running for a prize.



Knowing self

Researching careers

Setting goals

Writing your SET Plan

Enacting the plan

Refining ideas

(understanding needs)

(Talking to people
and reading)

(Understanding needs)

(Putting it in writing)

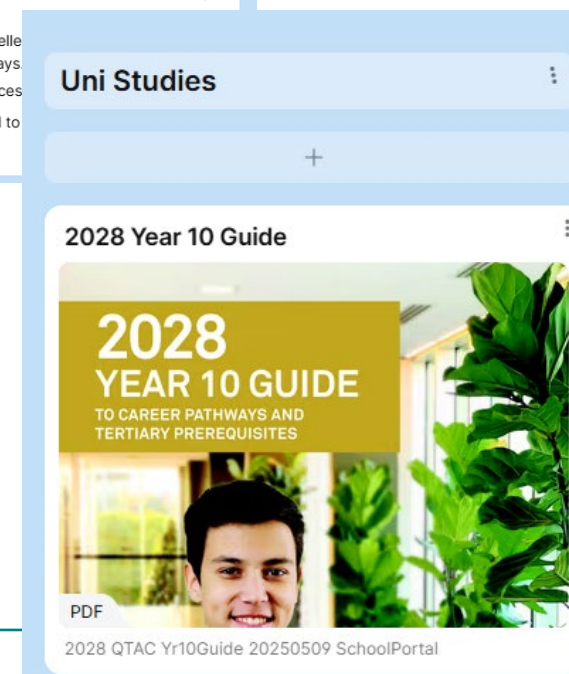
(Make it happen)

(Review and reflection)



Great questions for students:

1. What are your favourite subjects?
2. Which subjects are you considering for Year 11 and 12, and why?
3. What job or career do you see yourself pursuing in the future?
4. Do the jobs you're interested in require a university degree?
5. What are the future opportunities and benefits of your chosen career?
6. Do your preferred courses have [specific subject requirements](#) (e.g., assumed knowledge)?
7. If considering a VET pathway, have you explored the [External VET programs on QLearn](#)?



School contacts



BrisbaneSDE

Concern	Contact Person	Contact Details
General concerns Subject Concerns Extensions over 3 days	Connect teacher Subject Teacher Heads of Department	Connect lessons or email Email (found in Students Compass/welcome emails) Email: https://brisbanesde.eq.edu.au/our-school/our-staff
General concerns across subjects, referrals to support services, senior subject selection, SET Planning queries	Year 10 Coordinator: Jodie Hyde	Year10Coordinator@brisbanesde.eq.edu.au
Health concerns, career guidance, alternative pathways	Year 10 Guidance Officer: Sarah Round	Guidance.Enquiries@brisbanesde.eq.edu.au
VET support and opportunities	VET Support Coordinator: Jill Toppenberg	VET@brisbanesde.eq.edu.au
Problems with IT	IT Department	student_it@brisbanesde.eq.edu.au

Extra Help and Support

Student Hub:

<https://brisbanesde.eq.edu.au/support-and-resources/student-resources>

Work rate calendars:

<https://brisbanesde.eq.edu.au/support-and-resources/student-resources/work-rate-calendars-including-vet-and-iss>

Your Library - The Discovery Centre:

<https://brisbanesde.softlinkhosting.com.au/oliver/home/news>

What questions would you like answered tonight?



Any general questions - Please share at the end.

Note that this session is being recorded. Questions should be of a general nature – we cannot discuss individual student circumstances.

For student specific questions – Please use the QR code:

The Year 10 team will be able to follow up any student specific questions outside of this session. Alternatively use this link:

[2026 Year 10 Parent Information Sessions - Follow up request – Fill in form](#)

Need more information or support?



Year 10 Coordinator: Jodie Hyde

Year10Coordinator@brisbanesde.eq.edu.au



Deputy Principal (Year 10): Carolyn Burke

cburk33@eq.edu.au



HOD Pathways and Engagement (P-10): Di Bennett

pathwaysandengagement@brisbanesde.eq.edu.au



Guidance Officer (Year 10): Sarah Round

Guidance.Enquiries@brisbanesde.eq.edu.au



Youth Support Coordinator: Kylie Cottone

YouthSupport@brisbanesde.eq.edu.au



This Photo by Unknown Author is licensed under [CC BY](https://creativecommons.org/licenses/by/4.0/)