

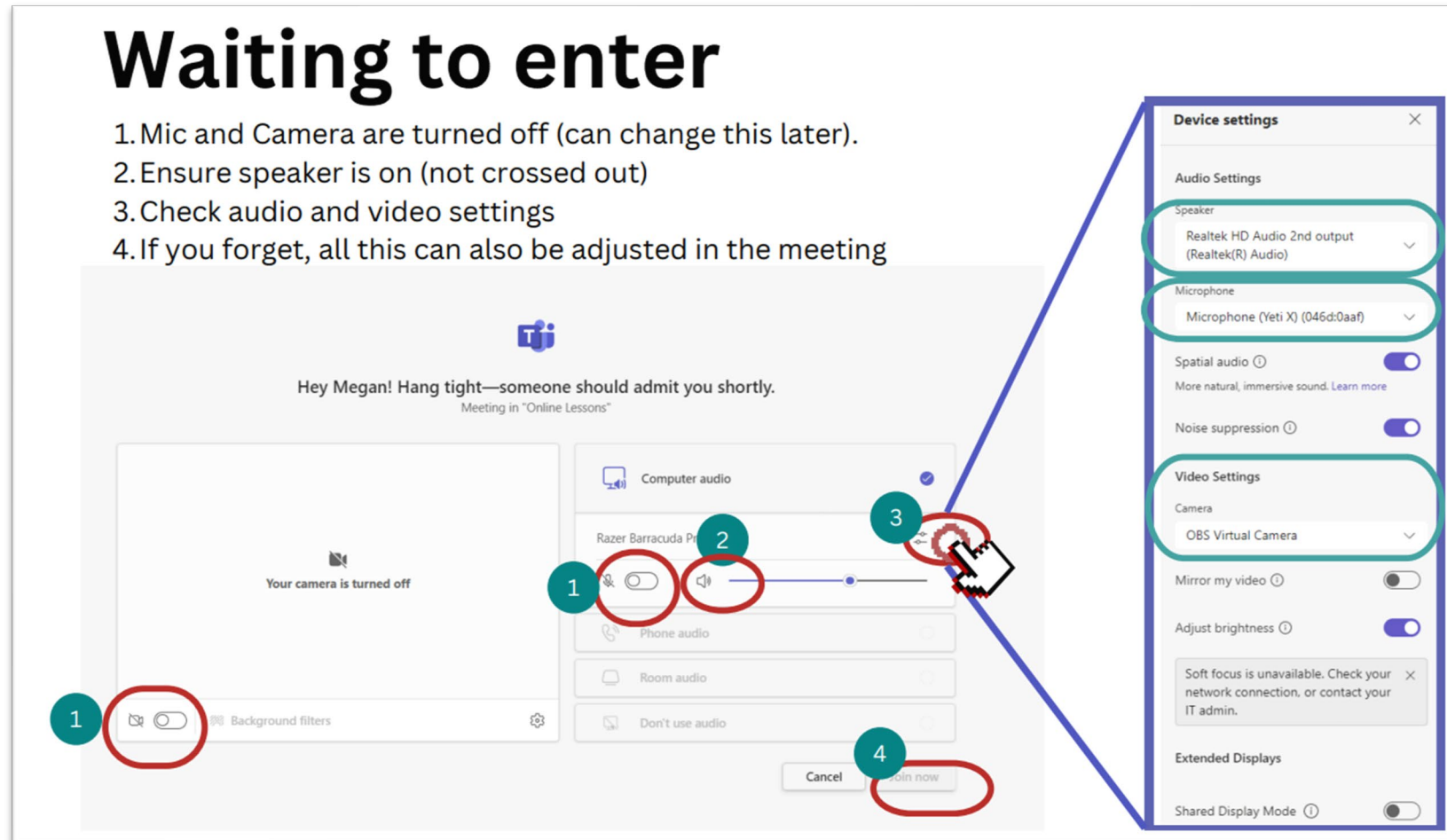
Year 10 Parent Information Evening

We will start at 6pm

Please do an audio
and video setup
before we begin 😊


Waiting to enter

1. Mic and Camera are turned off (can change this later).
2. Ensure speaker is on (not crossed out)
3. Check audio and video settings
4. If you forget, all this can also be adjusted in the meeting



The screenshot shows the Microsoft Teams 'Waiting to enter' interface. A message from the host says, 'Hey Megan! Hang tight—someone should admit you shortly. Meeting in "Online Lessons"'. Below the message, there are controls for camera and audio. Callout 1 points to the camera toggle switch, which is currently off. Callout 2 points to the speaker icon, which is not crossed out. Callout 3 points to the gear icon for settings. Callout 4 points to the 'Join now' button. To the right, the 'Device settings' panel is expanded, showing 'Audio Settings' with 'Speaker' set to 'Realtek HD Audio 2nd output (Realtek(R) Audio)' and 'Microphone' set to 'Microphone (Yeti X) (046d:0aaf)'. The 'Video Settings' section shows 'Camera' set to 'OBS Virtual Camera'. Other settings like 'Spatial audio', 'Noise suppression', 'Mirror my video', and 'Adjust brightness' are also visible.

Acknowledgment of Country



Meet the team



Dianna Bennett

HOD Pathways and Engagement Prep -
Year 10



Jodie Hyde

Year 10 Coordinator



Zoe Wilkins

Deputy Principal Year 10



Ree Zitny

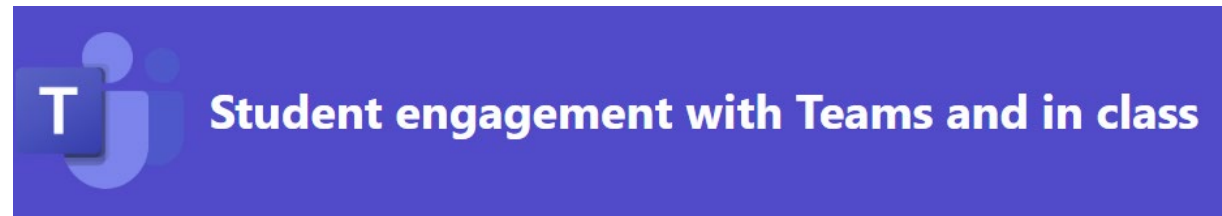
Guidance Officer Year 10



Charlotte Thomas

HOD Senior Schooling Year 12

Parent/Carer survey



Please take a couple of minutes to complete this quick survey about using **Microsoft Teams** for learning and interacting in class.

Your feedback will help us understand what's working well and how we can make things even better.

It's short, easy, and your voice really matters!

<https://forms.office.com/r/zENHAm5Vv5>

BrisbaneSDE proudly presents



JUDY & TIM SHARP

Lessons in Strength and Success:
A special talk for home supervisors
and staff

REGISTER
NOW

WEDNESDAY
25 JUNE
2025

FROM
3PM



BrisbaneSDE



Laser Beak Man by Tim Sharp

What questions would you like answered tonight?



Any general questions - Please share in the chat box at the end.

Note that this session is being recorded. Questions should be of a general nature – we cannot discuss individual student circumstances.

For student specific questions – Please use the QR code:

The Yr 10 team will be able to follow up any student specific questions outside of this session.

Alternatively use the link: <https://forms.office.com/r/Yxq14n9BEv>



Agenda



- **Deputy Principal:**

- Post compulsory phase of schooling

- **Guidance Officer:**

- VET
- QCE/ATAR

- **Head of Department Pathways and Engagement:**

- Introduction to SET Planning

- **Year 10 Coordinator:**

- SET Plan Timelines and Key Dates
- SET Plan Processes

- **Head of Department Senior Schooling (Year 12):**

- Subject Options
- Recommendations for Success

From the Year 10 Deputy Principal



Zoe Wilkins
zwil0@eq.edu.au

Post Compulsory Phase of Schooling



When a young person stops being of compulsory school age (16 years) or finishes Year 10, they enter the **Compulsory Participation Phase**.

During this phase, a young person can leave school, however, they must be 'earning or learning' until they turn 17 or they achieve their QCE / QCIA

What does 'earning or learning' mean ?

- Staying at school, completing Year 11 and 12
- QCE / QCIA
- ATAR
- VET course (eg: Tafe@School)
- School-based traineeship / apprenticeship

- A VET course at TAFE – Certificate III or higher
- An apprenticeship or traineeship (non school-based)
- Paid employment for at least 25 hours a week
- Government employment skills development programs (eg: Get Set For Work, Skilling Qlders for Work)
- Home Education
- Unilearn
- Alternative School Options

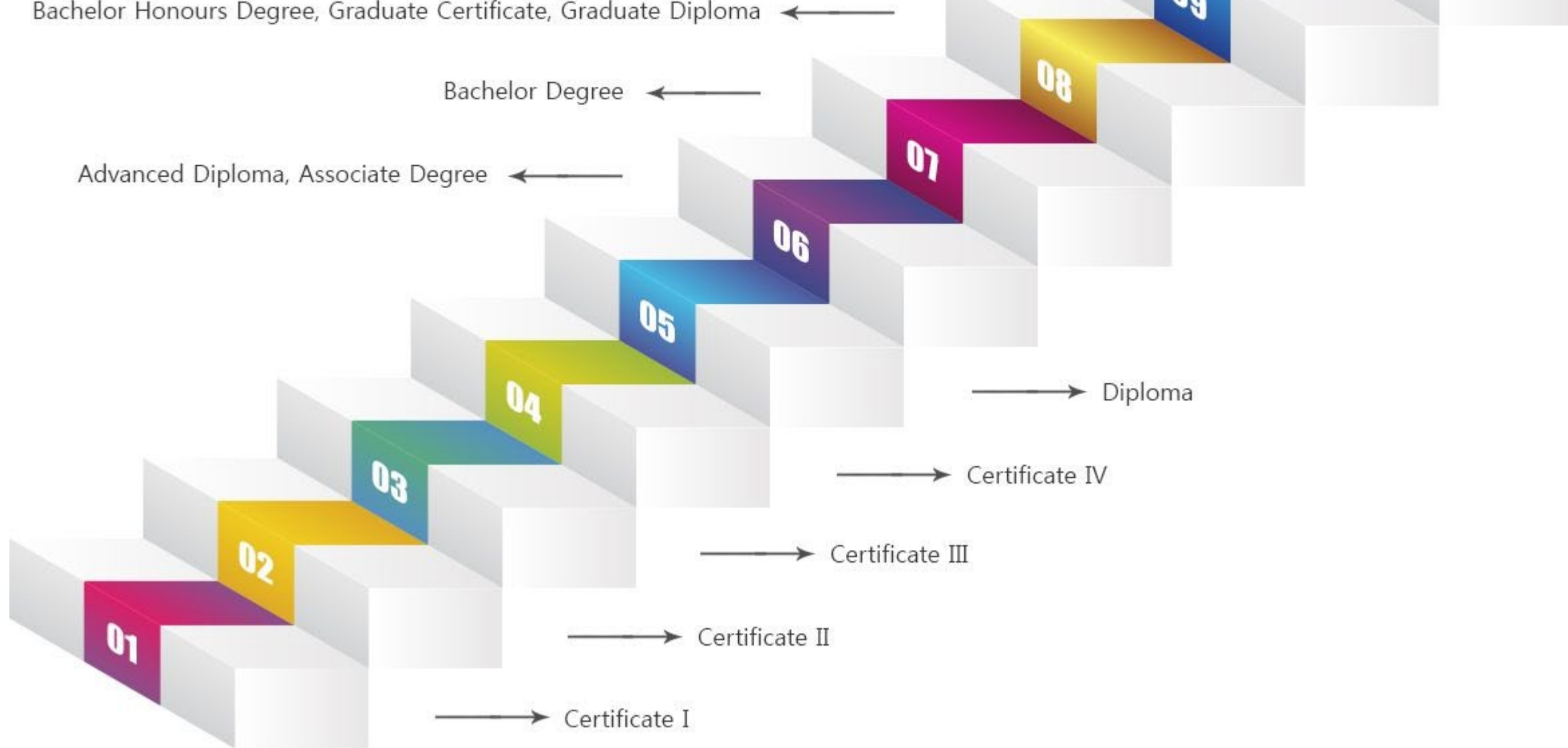
Please see: <https://education.qld.gov.au/schools-educators/other-education/home-education/senior-secondary> for more information about the post compulsory schooling phase


From the Year 10 Guidance Officer



Marie Zitny
mzitn1@eq.edu.au

How can studying a VET
qualification at school contribute
to my ATAR
OR
help me gain entry into
University?





Alternatives to completing years 11 and 12

Provisions) Act 2006 (the Act) requires that parents/guardians ensure that young people who have finished year 10 or turned 16 engage in further education and training until they either:

- gain a Queensland certificate of Education (QCE) or Queensland Certificate of Individual Achievement (QCIA), or Certificate III or higher VET qualification
- have participated in an eligible option for two years after they cease being of compulsory school age
- Paid Employment or combined with training
- turn 17

Apprenticeships and Traineeships



australianapprenticeships.g...

Home | Australian Apprenticeships

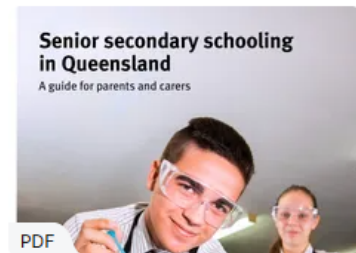
Queensland Certificate of Education (QCE)

A quick guide to the QCE system



A quick guide to the QCE system

Senior secondary schooling in Queensland



snr schooling qld guide

Plan your QCE



myqce.qcaa.qld.edu.au

Your QCE pathway

Australian Tertiary Admission Rank (ATAR)

What is an ATAR?

An ATAR (Australian Tertiary Admission Rank) is a method used by universities to allocate places in undergraduate courses. To be eligible for an ATAR, you must study at least

- 5 general subjects OR
- 4 general subjects plus 1 applied subject OR
- 4 general subjects plus one Cert III or higher


AND you must pass Units 3 and 4 of English, Literature or Essential English. QTAC will calculate the best possible ATAR for you, based on your subject combinations.

VET and ATAR




Understanding Queensland's ATAR

VET + ATAR Factsheet



Uni Studies

2027 Year 10 Guide



2027-Year10Guide-Digital-20240613

Requirements for University

If you want to go to University, you'll need to meet entry requirements for the course you are interested in.

Entry requirements consist of **MERIT** and **ELIGIBILITY**

MERIT

ATAR – which is achieved by doing the ATAR pathway through Year 11 and 12

OR

SELECTION RANK – which is achieved by doing a Cert III / IV / Diploma through Tafe, or as one of your subjects in Year 11 and 12

ELIGIBILITY

SUBJECT PREREQUISITES

BrisbaneSDE VET Options

What are the VET options at BrisbaneSDE?

Some VET qualifications are offered as subjects for Year 10, 11 and 12 students at BrisbaneSDE. These are sometimes referred to as 'internal' VET. These subjects are vocational courses (e.g. Certificates I, II or III) that are delivered by BrisbaneSDE teachers, and are included in the BrisbaneSDE timetable. If you choose an internal VET subject, you must be able to use your webcam and microphone so that the teacher can observe you during class and assessments.

Watch this video about internal VET at BrisbaneSDE:



vet

The qualifications available to


External VET Options

What is External VET



External VET courses are offered by Registered Training Organisations other than BrisbaneSDE - e.g. TAFE at School, or private training organisations. They are not timetabled by BrisbaneSDE, so may require an attendance plan.

General Information about External VET at BrisbaneSDE



WEBSITE Part 1 External VET at BrisbaneSDE

Studying an External VET Qualification through an RTO

How is VET offered at BrisbaneSDE?

Internal VET - Timetabled VET qualifications

(You can choose these in your BrisbaneSDE Subject Selection):

- Certificate II in Active Volunteering* (RTO: Volunteering Queensland)
- Certificate II in Applied Digital Technologies
- Certificate II in Community Services (RTO: Skills Generation)
- Certificate II in Financial Services
- Certificate II in Skills for Work and Vocational Pathways
- Certificate III in Business* (RTO: iVet)

For details of each qualification, review the subject descriptions in the 2026 Year 11 and 12 Subject Guide.

*Subject to enrolment numbers and staffing; RTO fee applies

External VET Programs

(You apply for these through an EXTERNAL RTO.)

- Certificate II, III, IV and Diploma qualifications offered by external Registered Training Organisations such as TAFE, Aurora, Mater Education, Prestige Training, Groei Education/Monarch Institute etc
- School-based Apprenticeships
- School-based Traineeships

There will be a VET in School and University Pathways Information Evening that will be run by the VET and Year 10/11 Guidance Teams on
May 21, 6:00pm – 7:00pm.

Using a VET qualification for Tertiary Entrance



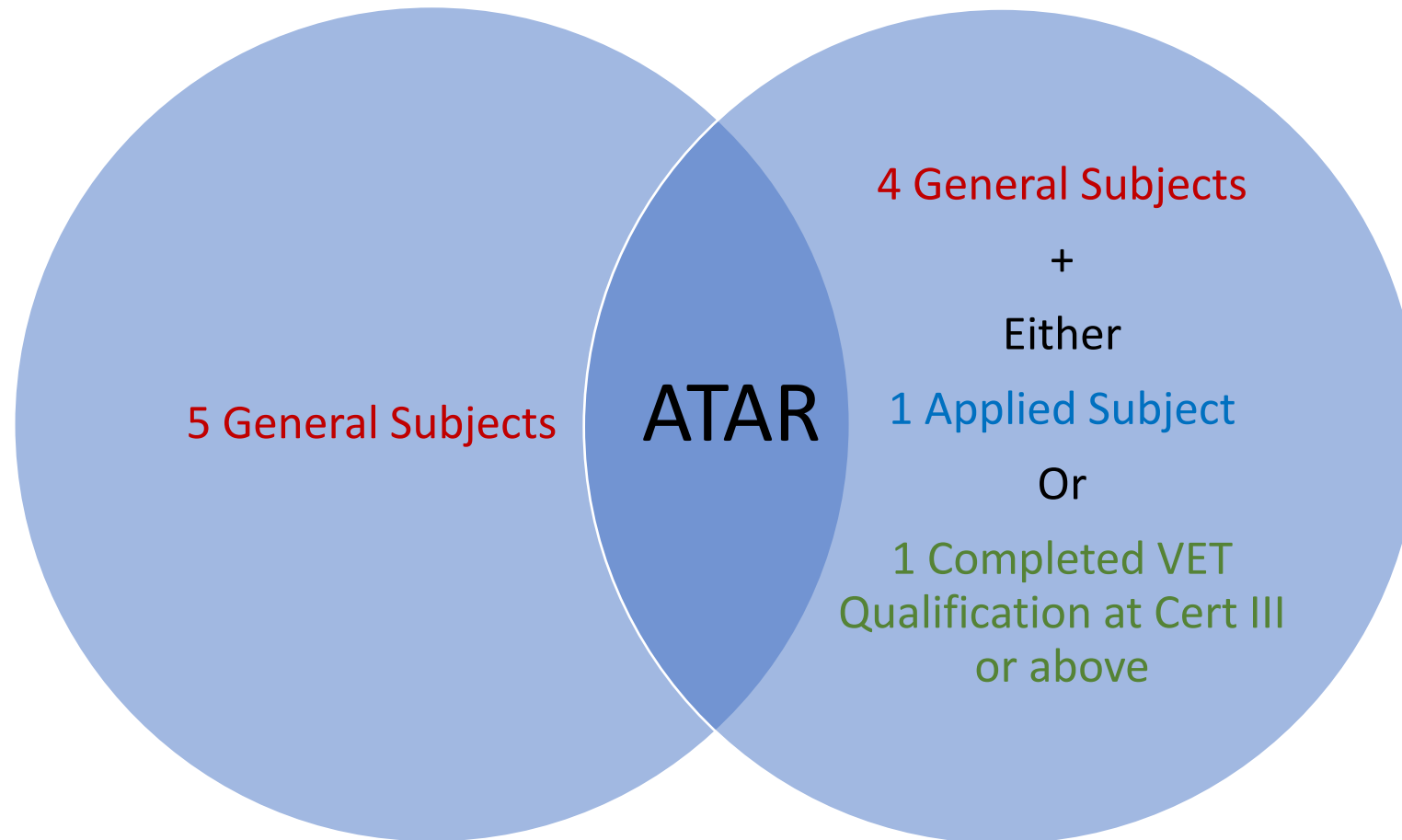
Completed VET courses can be used for tertiary entrance in two ways:

1. VET incorporation into ATAR

and/or

2. VET as the basis of admission

ATAR Eligibility



You must also satisfactorily complete an English Subject (eg : Essential English/General English/Literature)

How will VET be included in the ATAR?

Each VET qualification level will have a single scaled score that can be included in the student's ATAR

E.g. Cert III in Hospitality and Cert III in Lab Skills will have the same scaled score, regardless of duration or content

A scaled score for a VET Diploma will be higher than a Certificate IV, which in turn will be higher than a Certificate III

Using a VET qualification as the basis of admission



- A completed AQF Certificate III may give a Tertiary Selection rank of **68** (depending on the University)
- A completed AQF Certificate IV may give a Tertiary Selection rank of **74** (depending on the University)
- A completed AQF Diploma may give a Tertiary Selection rank **82 to 87** (depending on the University)

Each University will have their own policies for entry in relation to VET qualifications and subjects.
To

find out more use this link and scroll down to VET QUALIFICATIONS FOR TERTIARY ENTRANCE

<https://www.qtac.edu.au/applications/>

Don't forget that you must still meet prerequisite subjects for the course you are applying for



BrisbaneSDE

Students who complete the 10733NAT Diploma of Entrepreneurship and Innovation provided by Monarch Institute 22530 can use their qualification as an alternative pathway or early entry to university.

In addition students may receive credit towards their relevant Bachelor program degree options include Business, Engineering, Science and Creative Industries. More university partnerships are being confirmed throughout 2023. Check out our website for more information.

Here's an example of different Universities offering very different ATAR equivalence for the same qualification



*recognised
ATAR 87 equivalent
on early entry offer*



**BOND
UNIVERSITY**

*recognised
ATAR 73 equivalent*



*recognised
ATAR 82 equivalent
(up to 8 credits for
Bachelor of Business
or Commerce)*

From the Head of Department



Dianna Bennett

pathwaysandengagement@brisbanesde.eq.edu.au

SET Plan introduction

The Senior Education and Training (SET) plan is a process to map learning pathways through the senior years of school and beyond.

The SET plan supports students working towards the Queensland Certificate of Education (QCE), Queensland Certificate of Individual Achievement (QCIA), Senior Statement or Vocational Education and Training (VET) qualification, and/or a viable work option.

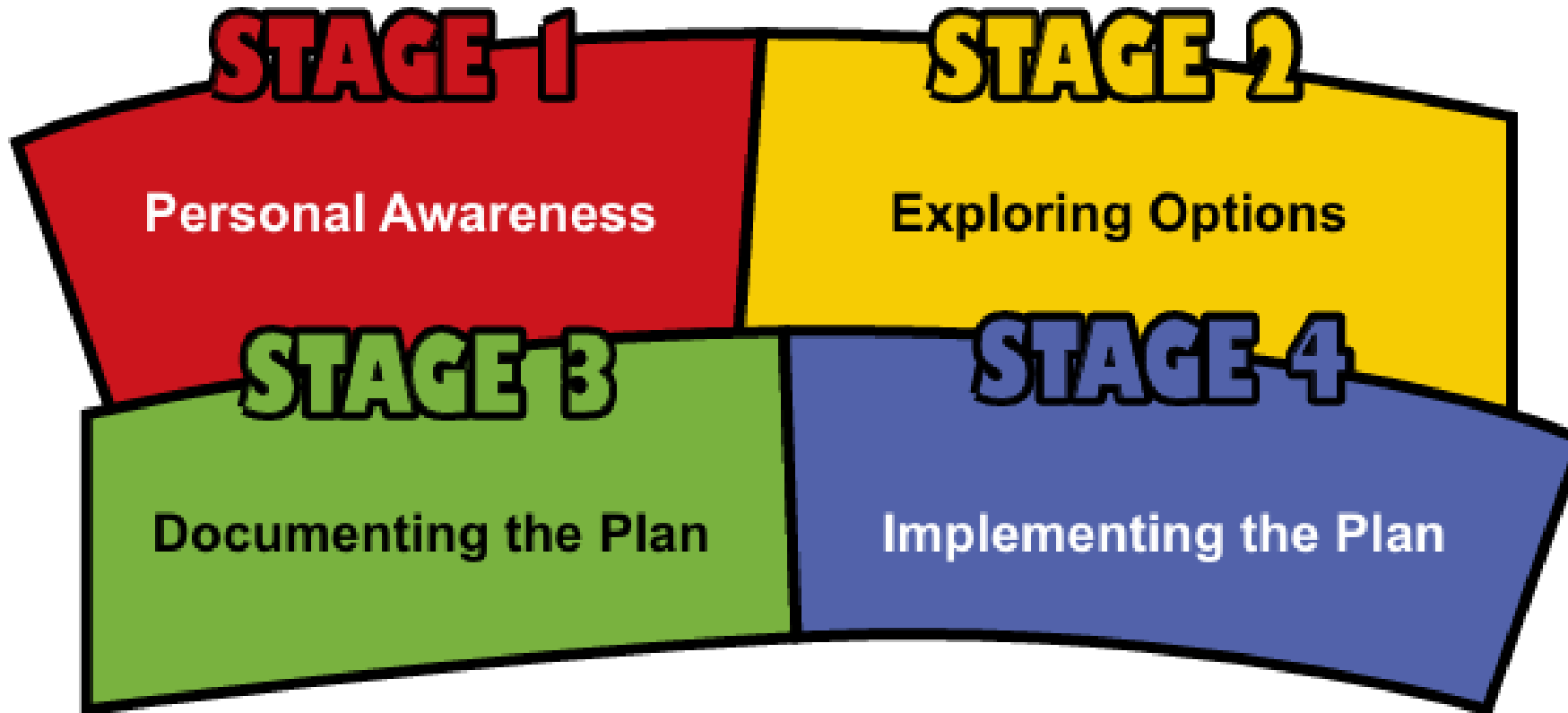
Students start their SET plan in Year 10 and develop a documented plan that can be referred to through Years 11 and 12.

What does a good SET plan do?

- Considers student motivations and strengths.
- Helps students to explore many careers, the world of work and develop career related goals.
- Works as a map to help students achieve learning goals during senior years and/or viable work options.
- Assists students to explore pathways across education, training and employment areas.
- Includes students' parents or carers, and school staff who know their student and can assist them to develop their SET plan.¹

The four stages for students

As part of the BrisbaneSDE SET Planning process, Year 10 students will be guided through Stage 2 – Exploring Options and Stage 3 – Documenting the Plan.





SET Planning Stages



Stage 1 - Thinking About the Future

Think about where you are now and consider where you want to go



Stage 2 - Exploring Options

Explore the many career and pathway options available

Stage 3 - Documenting SET plan

Fully complete your One School “SET Planning” and finalise your SET Plan following your SET Plan interview together with a parent/carer

Stage 4 - Implementing the SET Plan

Actively work towards goals in your SET Plan with support from your school/learning provider and adapt your plan if necessary



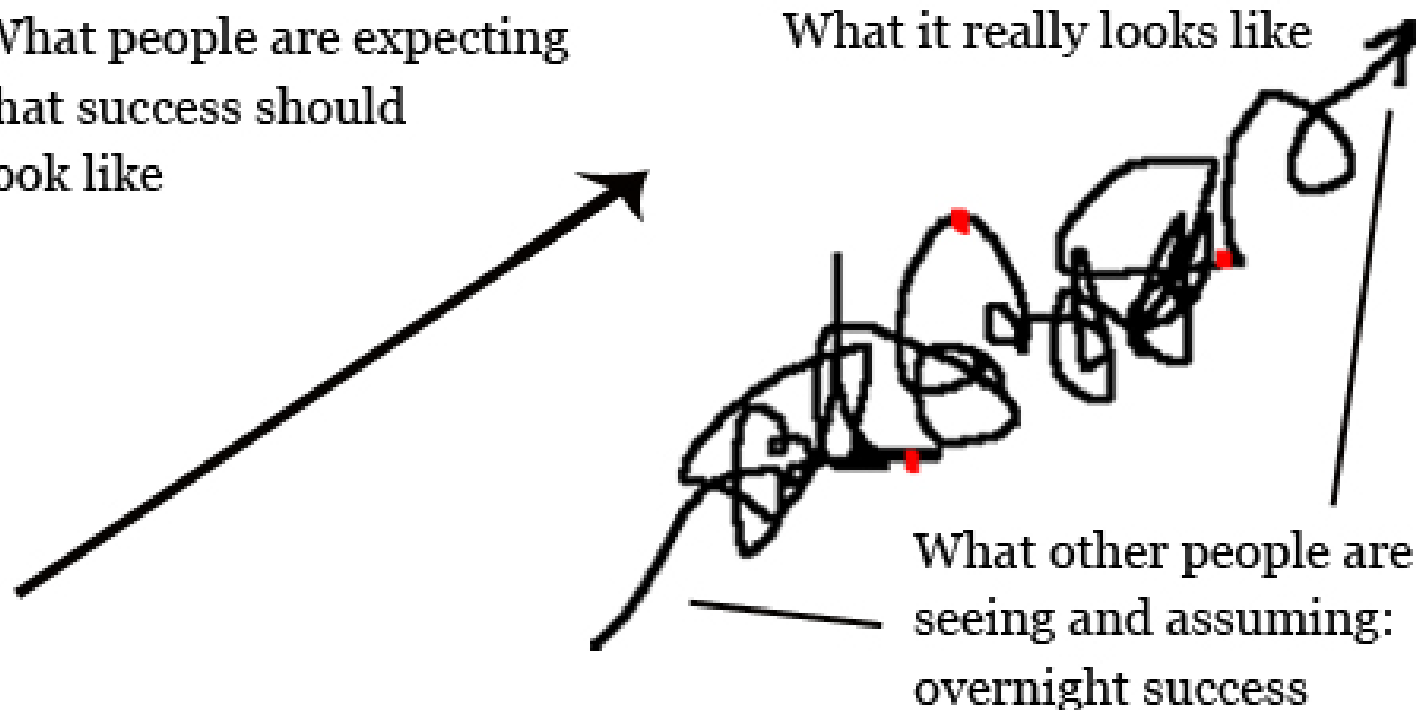


BrisbaneSDE

SUCCESS is Not a Straight Line

What people are expecting
that success should
look like

What it really looks like



www.AbundanceTapestry.com

From the Year 10 Coordinator



Jodie Hyde

Year 10 Coordinator

Year10Coordinator@brisbanesde.eq.edu.au



BrisbaneSDE

Timelines and key dates

SET Plan Interview Dates and Student Checkpoints

2025 Interview Dates

Wednesday 30 July

Thursday 31 July

Friday 1 August

Student Checkpoints

Checkpoint 1 - Term 2, Week 8: In the SET Plan tab of OneSchool students will have completed:

- Intended Pathways (Q1-5) and
- Pathways Portfolio (Entered at least 1 pathway portfolio)

Checkpoint 2 - Term 2, Week 9: Students have made preliminary selections of 6 subjects (and 3 preferences).

Checkpoint 3 - Term 3, Week 2: In the SET Plan tab of OneSchool students will complete their final subject selection in line with Semester 1 results and Recommendations for Success.

- Participate in Connect lessons/assemblies and other learning opportunities to explore strengths, personal qualities, interests, core values and their links with careers.
- In OneSchool, and in line with provided timelines:
 - Complete My Intended Pathways
 - Complete My Pathway Portfolio
 - Complete My Course of Study in accordance with recommendations for success
 - Prepare for, attend, and actively engage in SET Plan Interview.

Steps to complete your SET Plan

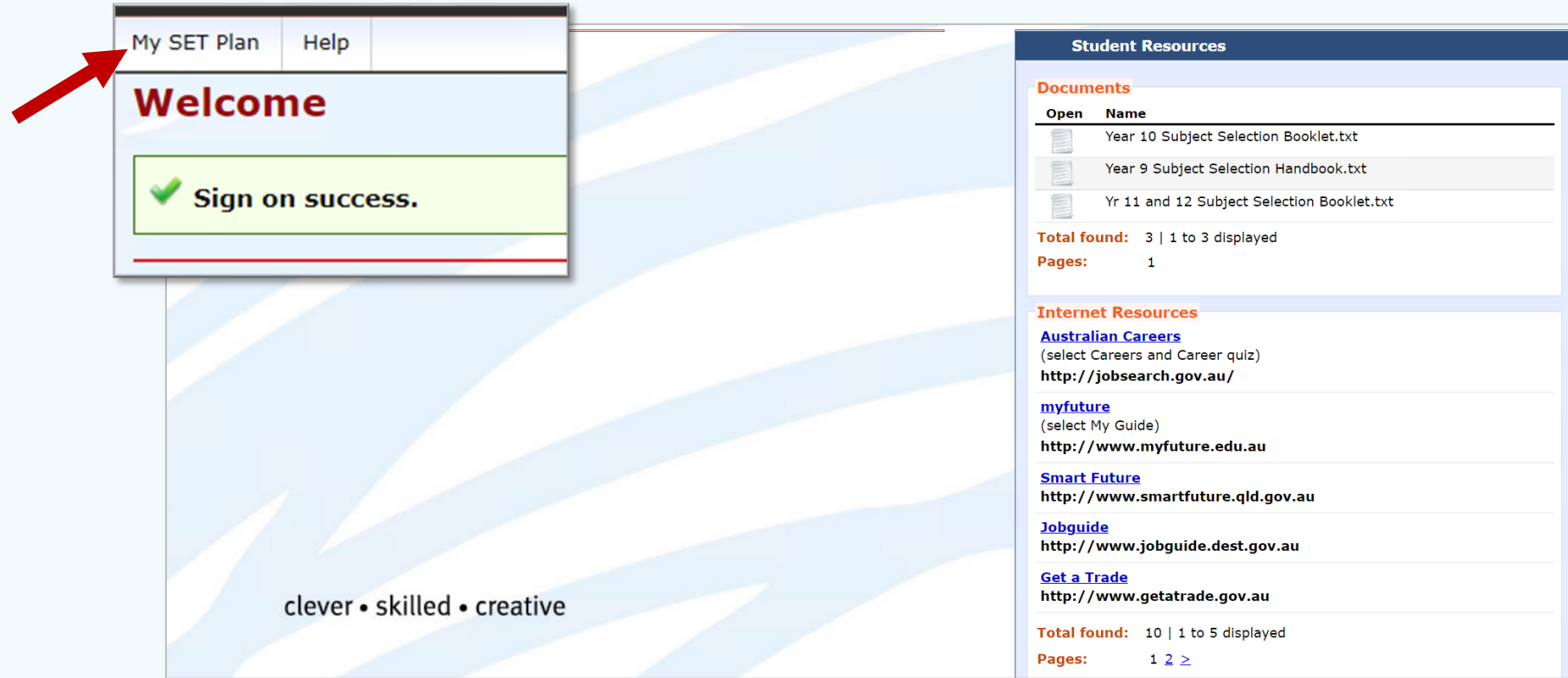


[QLearn Video support to help with completing your career profile](#)



- 1 Log into OneSchool (<https://oslp.eq.edu.au>)
- 2 Select My SET Plan to get started

Writing your SET Plan



Knowing self

(understanding needs)

Researching careers

(Talking to people
and reading)

Setting goals

(Understanding needs)

Writing your SET Plan

(Putting it in writing)

Enacting the plan

(Make it happen)

Refining ideas

(Review and reflection)

Intended Pathway

[QLearn Video Support to help with completing your Intended Pathway Module](#)

My Intended Pathway

My Intended Pathway | My Pathway Portfolio | My Course of Study | Submit SET Plan

Planning your senior pathway requires significant thought and consideration. Your Senior Education and Training (SET) Plan assists you in mapping out how you will achieve your education goals and intended learning option. You can complete your SET Plan over multiple sessions. Be sure to save each page, even if you have not finished the page. Your SET Plan can be submitted when you have completed all questions and associated mandatory fields.

1. After I complete Year 10, I intend to:

☐ Continue my studies at this school

☐ Continue my studies at another school or learning provider
Write the name of your future school or learning provider here:

☐ Engage in full-time employment (more than 25 hours per week)
Write the name of your employer here:

2. My intended learning pathway for Year 11 and 12 is:

☐ Queensland Certificate of Education (QCE)
The Queensland Certificate of Education (QCE) is Queensland's senior secondary schooling qualification. It is internationally recognised and provides evidence of senior schooling achievements. Find out more at [QCAA](#)

☐ Queensland Certificate of Individual Achievement (QCIA)
The Queensland Certificate of Individual Achievement (QCIA) recognises the achievements of students who are on individualised learning programs. The certificate is an official record that students have completed at least 12 years can present to employers and training providers. Students working towards a QCIA will most likely have started this planning already with a case manager. Find out more at [QCAA](#)

3. I also intend my pathway to include the achievement of:

Select one or multiple options that suit your intentions. Select 'None of the above' if these options do not apply to your pathway.

☒ Australian Tertiary Admissions Rank (ATAR)

☐ International Baccalaureate (IB)

☐ Instrumental Music

☐ QCAA Short Course

☐ University subject

Vocational Education and Training (VET):

☐ Certificate I
Name of course and provider:

☐ Certificate II
Name of course and provider:

☐ Certificate III
Name of course and provider:

☐ Certificate IV
Name of course and provider:

Knowing self

(understanding needs)

Researching careers

(Talking to people
and reading)

Setting goals

(Understanding needs)

Writing your SET Plan

(Putting it in writing)

Enacting the plan

(Make it happen)

Refining ideas

(Review and reflection)









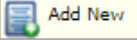
Pathway Portfolio

[QLearn Video support to help with completing your Pathway Portfolio Module](#)

Pathway plan

Edit

Delete


1	 		
2	 		
			


My Intended Pathway


My Pathway Portfolio




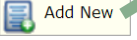
My Course of Study

Submit SET Plan

 In order to meet the goals outlined in your Senior Education and Training (SET) Plan it is important to plan for your transition from school to the world of work or further learning. You can update this plan at any time and share with staff and family members who are supporting you with your pathway.

 Enter up to six (6) pathway plans that outline your post-school options. At least one (1) row must be completed before you are able to submit your SET Plan. To complete each pathway option from the learning mode drop-down list, complete the other fields by typing what you intend to do, the subjects that may assist you prepare for this pathway, the requirements and possible employment opportunities. You can complete the fields in any order. If unsure, you may type "unsure". Refer to career resources such as MyFuture, institution websites (Universities or Vocational Education and Training organisations).

 [Select here](#) to see example pathway plans.

Pathway plan	Edit	Delete	Learning mode	Course / location	Subject requirements	Career / course entry requirements	Future employment possibilities
1	 			University study	Test - Edit	Test - Update	Test - edit
							

Add Pathway Portfolio

Pathway Portfolio

Learning mode *
Traineeship

Course / location *

200 characters maximum - 200 characters remaining

Subject requirements *

200 characters maximum - 200 characters remaining

Career / course entry requirements *

200 characters maximum - 200 characters remaining

Future employment possibilities *

200 characters maximum - 200 characters remaining

Save Cancel

Knowing self

(understanding needs)

Researching careers

(Talking to people and reading)

Setting goals

(Understanding needs)

Writing your SET Plan

(Putting it in writing)

Enacting the plan

(Make it happen)

Refining ideas

(Review and reflection)

Pathway Portfolio

<p>Note: The following pathway examples are intended to outline how you can use the Pathway Portfolio to document intended pathway options.</p>				
Learning mode	Course / location	Subject requirements	Career / course entry requirements	Future employment possibilities
Work experience	Somewhere close	Not sure	Application with workplace / Resume and interview	Retail or hospitality
Vocational Education & Training (VET)	Certificate IV in Allied Health Assistance / haven't decided if I will study online or in person	Finish Year 10	Apply with provider	Medical imaging assistant, occupational therapy assistant, physiotherapy assistant
Full-time work	Hotel or resort	English and Mathematics / QCE	Application with workplace / Resume and interview	Front office representative, program coordinator, hotel manager
University	Bachelor of Biomedical Science / QUT, ACU, GU or UQ	English or equivalent (C), Mathematical Methods or Specialist Mathematics (C), Biology (C) / Chemistry (C) or Physics (C)	Probably need ATAR above 90, some are less	Medical researcher, healthcare technician, occupational health and safety officer
Apprenticeship	Electrical apprenticeship / not sure	QCE	Application with employer - Resume and interview	Electrician
Vocational Education & Training (VET)	Engineering course in electrical or electronics / University or VET	Unsure	Unsure	Engineer - electrical or electronics

Knowing self

(understanding needs)

Researching careers

(Talking to people and reading)

Setting goals

(Understanding needs)

Writing your SET Plan

(Putting it in writing)

Enacting the plan

(Make it happen)

Refining ideas

(Review and reflection)

Student Checkpoint 1 – Due by Friday 13 June

So far you should have completed Modules 1-2 of your SET Plan in OneSchool:

☑ 1. *My Intended Pathway*


☑ 2. *My Pathway Portfolio*



If you have finished this, email Pathways and Engagement, pathwaysandengagement@brisbanesde.eq.edu.au to go in the running for a prize. 🏆

Note: The SET planning module includes three (3) sections to be completed before your plan can be submitted for review. You will complete Module 3 next week.





Timelines and key dates

SET Plan Interview Dates and Student Checkpoints

2025 Interview Dates

Wednesday 30 July

Thursday 31 July

Friday 1 August

Student Checkpoints

Checkpoint 1 - Term 2, Week 8: In the SET Plan tab of OneSchool students will have completed:

- Intended Pathways (Q1-5) and
- Pathways Portfolio (Entered at least 1 pathway portfolio)

Checkpoint 2 - Term 2, Week 9:

Students have made preliminary selections of 6 subjects (and 3 preferences).

Checkpoint 3 - Term 3, Week 2:

In the SET Plan tab of OneSchool students will complete their final subject selection in line with Semester 1 results and Recommendations for Success.

QCAA Subjects	General	Applied
English	English	Essential English
	Literature	
Mathematics	General Mathematics	Essential Mathematics
	Mathematical Methods	
	Specialist Mathematics	
Science	Biology	Science in Practice
	Chemistry	
	Marine Science	
	Physics	
	Psychology	
Humanities and Social Sciences	Accounting	Business Studies
	Ancient History	Religion and Ethics
	Economics	Social and Community Studies
	Geography	Tourism
	Legal Studies	
	Modern History	
	Philosophy and Reason	
The Arts	Dance	Media Arts in Practice
	Music	Music in Practice
	Music Extension (Units 3 and 4)	Visual Arts in Practice
	Visual Art	
Technologies	Design	Information & Communication Technology
	Digital Solutions	
Health and Physical Education	Health	Sport and Recreation
Languages	Chinese	
	Chinese Extension (Units 3 and 4)	
	French	
	German	
	Japanese	
	Spanish	

Great questions for students:



[BrisbaneSDE SET Planning Padlet](#)



1. What are your favourite subjects?
2. Which subjects are you thinking about studying in Year 11 and 12, and why do they interest you?
3. What kind of job or career do you see yourself doing in the future?
4. What are some of the jobs you are considering? Do you know if these jobs require a university degree?
5. What do you think the future job opportunities and benefits are for the career that interests you?
6. For the courses you are interested in, do you know if there are any specific subjects you should be good at (assumed knowledge)?
7. If you are considering a VET pathway, have you checked the External VET programs on the QLearn course for more details?

Exploring pathways and careers

What do you want to be when you grow up?



myfuture.edu.au

myfuture - Australia's National Career Information Service | myfuture

What are the choices? What do you need to do to reach your goals? This website is an excellent tool for exploring possible future pathways.

From the Head of Department Senior Schooling (Year 12)



Charlotte Thomas
seniorschooling@brisbanesde.eq.edu.au

Senior Education and Training (SET) Plan



Preparing for learning in Years 11 and 12

Senior schooling is an exciting time and an important step in planning for your future. In Year 10, your school will work with you and your parents/carers to develop a plan to help you:

- think about your education, training and career goals after Year 12
- tailor your learning in Years 11 and 12 to your abilities, interests and ambitions
- map your pathway to a Queensland Certificate of Education (QCE).

Once your plan has been developed, your school will register you with the Queensland Curriculum and Assessment Authority (QCAA) and will open a learning account.

The Queensland Certificate of Education (QCE)

The QCE is Queensland's senior schooling qualification. It is internationally recognised and a sign of academic and personal success. The QCE is also flexible and allows you to design a pathway that's right for you — whether you plan to:

- study at university
- look for skilled work
- complete technical and further education (TAFE) or other training.

The basics

- You will be required to choose 6 subjects/courses for Years 11 and 12.
- Each subject goes for the full two years (except for some VET courses).
- If you enrol in an external VET course, you will be able to drop a subject when we see that you are engaging and succeeding in that VET course.

Common question:

Why do I have to do six subjects, when I only need 20 credits?

Isn't five enough?





BrisbaneSDE

The Queensland Certificate of Education (QCE)
and the ATAR (Australian Tertiary Admission Rank)
are different and have a different purpose.



QCE

Certifies learning, showing the individual has achieved a specific standard of education at senior schooling level and may be considered by employers and the general community.

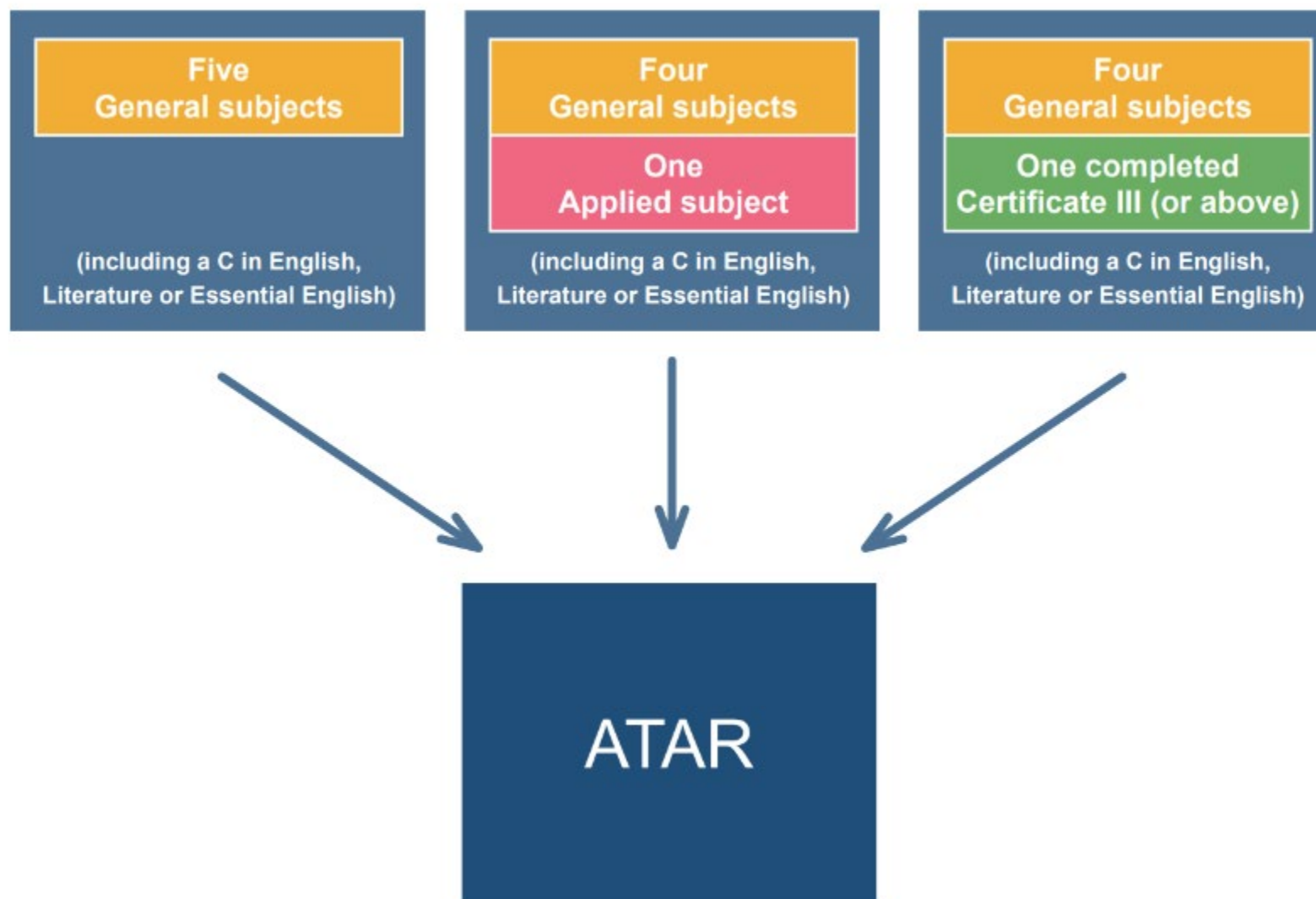


ATAR

Tells us about a student's position (or ranking) compared to all other students in the state. The only intended purpose for the ATAR is to assist with selecting applicants for tertiary study.



BrisbaneSDE



What should I do right now?

- Maximise your results in Semester 1 year 10, to maximise your subject selection options.

The school has determined 'recommendations for success' for each General subject.

Students who do not meet these recommendations will not be able to select the corresponding subject, because experience tells us that they are unlikely to be successful and hence will be at risk of not graduating with a QCE.

The 2026 Subject Guide and Recommendations for Success

- The [2025 Subject Guide is currently available here](#).
- The 2026 guide will be released in Term 3.
- List of subjects (note colours for type of subject):

QCAA Subjects	General	Applied
English	English	Essential English
	Literature	
Mathematics	General Mathematics	Essential Mathematics
	Mathematical Methods	
	Specialist Mathematics	
Science	Biology	Science in Practice
	Chemistry	
	Marine Science	
	Physics	
	Psychology	
Humanities and Social Sciences	Accounting	Business Studies
	Ancient History	Religion and Ethics
	Economics	Social and Community Studies
	Geography	Tourism
	Legal Studies	
	Modern History	
	Philosophy and Reason	
The Arts	Dance	Media Arts in Practice
	Music	Music in Practice
	Music Extension (Units 3 and 4)	Visual Arts in Practice
	Visual Art	
Technologies	Design	Information & Communication Technology
	Digital Solutions	
Health and Physical Education	Health	Sport and Recreation
Languages	Chinese	
	Chinese Extension (Units 3 and 4)	
	French	
	German	
	Japanese	
	Spanish	

The 2026 Subject Guide and Recommendations for Success

Vocational Education and Training (VET) courses:

Business (BSB)	BSB10120 Certificate I in Workplace Skills
Financial Services (FNS)	FNS20120 Certificate II in Financial Services
Information and Communications Technology (ICT)	ICT20120 Certificate II in Applied Digital Technologies
Community Services (CHC)	CHC22015 Certificate II in Community Services
	CHC30221 Certificate III in School Based Education Support
Foundation Skills (FSK)	FSK10219 Certificate I in Skills for Vocational Pathways
	FSK20119 Certificate II in Skills for Work and Vocational Pathways
External VET Programs	School-based Apprenticeships and Traineeships and TAFE Courses (contact the External VET Programs Coordinator at school)


Commonwealth Register of Institutions and Courses for Overseas Students (CRICOS) number is 00608A.

Applied
subjects are
for everyone!



BrisbaneSDE

Applied
Essential English
Essential Mathematics
Science in Practice
Business Studies
Religion and Ethics
Social and Community Studies
Tourism
Media Arts in Practice
Music in Practice
Visual Arts in Practice
Information & Communication Technology
Sport and Recreation



Why is it important for
the school to have
recommendations for
success?

BrisbaneSDE Year 11 and 12 Subject Codes 2025 for SET Planning

General		
Subject Code	Subject Title	Recommendations for Success (must achieve this grade or above)
ACC	Accounting	B – MAT or C -MAX and B - ENG
AHS	Ancient History	B – ENG and HIS
ART	Visual Art	B – ENG
BIO	Biology	C– SCI and C – MAT or MAX
CHM	Chemistry	B – SCI and C – MAX or B - MAT
CHI	Chinese	B – CHI
DAN	Dance	C – ENG
DES	Design	C – ENG and B – DES
DIS	Digital Solutions	C – DIG, ENG & MAT or MAX
ECN	Economics	B – ENG and ANY HASS
ENG	English	B – ENG
FRE	French	B – FRE
GEG	Geography	B – ENG & ANY HASS & C –MAT or MAX
GER	German	B – GER
HEA	Health	B – ENG
JPS	Japanese	B – JPS
LEG	Legal Studies	B – ENG and ANY HASS
LIT	Literature	B – ENG
MRN	Marine Science	C– SCI and C – MAT or MAX
MAG	Math General	B – MAT or C - MAX
MAM	Math Methods	B – MAX
MAS	Math Specialist	B – MAX
MHS	Modern History	B – ENG and HIS
MUS	Music	B – MUS and C - ENG
PHR	Philosophy & Reason	B – ENG
PHY	Physics	B – SCI and MAX or A - MAT
PSY	Psychology	B – ENG, SCI & MAT or C - MAX
SPN	Spanish	B – SPN

Applied	
Subject Code	Subject Title
BSQ	Business Studies
ENE	English Essential
ICJ	Information Communication Technology
MAE	Math Essential
MAP	Media Arts in Practice
MUP	Music in Practice
REE	Religion & Ethics
SCP	Science in Practice
SCS	Social and Community Studies
REC	Sport and Recreation
TOU	Tourism
VAP	Visual Art in Practice
VET (100% attendance required)	
VWS	Certificate I in Workplace Skills
VCP	Certificate I in Skills for Vocational Pathways
CSV	Certificate II in Community Services C – ENG (subject to LLN* testing)
VAD	Certificate II in Applied Digital Technologies C – ENG (subject to LLN* testing)
VFS	Certificate II in Financial Services C – ENG and MAT/MAX (subject to LLN* testing)
VSK	Certificate II in Skills for Work and Vocational Pathways C – ENG and MAT/MAX (subject to LLN* testing)
VEC	Certificate III in School Based Education Support B – ENG and MAT/C - MAX

*LLN = Language, Literacy and Numeracy

School contacts



Subject specific enquiries/extensions for assessment	Subject teacher/Head of Department	Head of Department -emails on school website
General concerns - students	Connect teacher	Connect lessons or email
General concerns across subjects, referrals to support services, senior subject selection, SET Planning queries	Year 10 Coordinator: Jodie Hyde	Year10Coordinator@brisbanesde.eq.edu.au
Health concerns/ Career guidance. Alternative pathways.	Year 10 Guidance Officer: Ree Zitny	Guidance.Enquiries@brisbanesde.eq.edu.au
VET support and opportunities	VET Support Coordinator: Jill Toppenberg	VET@brisbanesde.eq.edu.au
Problems with IT	IT Department	student_it@brisbanesde.eq.edu.au

What questions would you like answered tonight?



Any general questions - Please share in the chat box at the end.

Note that this session is being recorded. Questions should be of a general nature – we cannot discuss individual student circumstances.

For student specific questions – Please use the QR code:

The Yr 10 team will be able to follow up any student specific questions outside of this session.

Alternatively use the link: <https://forms.office.com/r/Yxq14n9BEv>

Year 10 Parent Information Session
- Follow up request

