

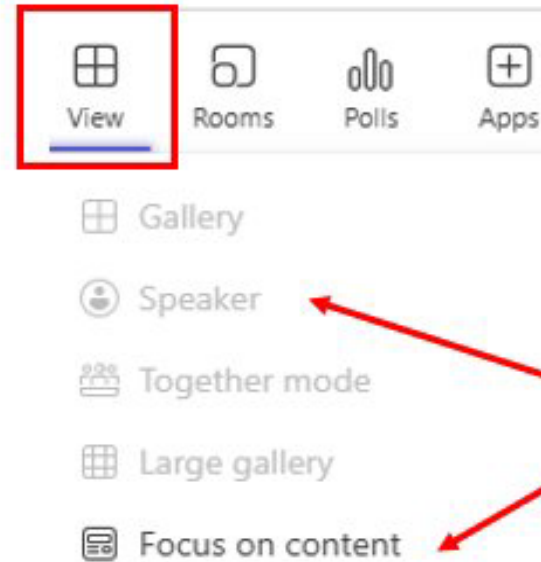
# Year 10 Parent Information Evening Term 1, Week 3

We will start at **6pm**

Please do an audio and video setup  
before we begin.

Please complete the poll while you  
wait. 😊

**Top Tip:** Set your view mode to “focus on content only” to only see the slides. Select “Speaker” to view the presenter and slides.



# Welcome from the Year Coordinator



**Jodie Hyde**

[Year10Coordinator@brisbanesde.eq.edu.au](mailto:Year10Coordinator@brisbanesde.eq.edu.au)

# What questions would you like answered tonight?



Any general questions - Please share at the end.

Note that this session is being recorded. Questions should be of a general nature – we cannot discuss individual student circumstances.

For student specific questions – Please use the QR code:

The Year 10 team will be able to follow up any student specific questions outside of this session. Alternatively use this link: [2026 Year 10 Parent Information Sessions - Follow up request – Fill in form](#)



# Session Overview

- **Year 10 Coordinator:**
  - Acknowledgement of Country
  - Introducing the Year 10 Team
- **Deputy Principal:**
  - Year 10 Expectations
  - "Away for the Day" Policy
  - Student Code of Conduct
- **Head of Department Pathways and Engagement:**
  - SET (Senior Education and Training) Plan
  - Year 10 Events and

## Extracurricular Activities

- **External VET Coordinator**
  - Welcome and support offered
- **Year 10 Coordinator:**
  - Connect program
  - Student Planners
  - Term 1 Assemblies
  - Key Contacts
  - Questions

# The Year 10 Team



**Carolyn Burke**  
Deputy Principal (Year 10)  
[cburk33@eq.edu.au](mailto:cburk33@eq.edu.au)




**Dianna Bennett**  
Head of Department  
Pathways and Engagement  
[pathwaysandengagement@brisbanesde.eq.edu.au](mailto:pathwaysandengagement@brisbanesde.eq.edu.au)



**Jodie Hyde**  
Year 10 Coordinator  
[Year10Coordinator@brisbanesde.eq.edu.au](mailto:Year10Coordinator@brisbanesde.eq.edu.au)



**Sarah Round**  
Guidance Officer (Year 10)  
[Guidance.Enquiries@brisbanesde.eq.edu.au](mailto:Guidance.Enquiries@brisbanesde.eq.edu.au)



**Kylie Cottone**  
Youth Support Coordinator  
[YouthSupport@brisbanesde.eq.edu.au](mailto:YouthSupport@brisbanesde.eq.edu.au)



**Jill Toppenberg**  
External VET Coordinator  
[VET@brisbanesde.eq.edu.au](mailto:VET@brisbanesde.eq.edu.au)

# Welcome from the Year 10 Deputy Principal



Carolyn Burke  
[cburk33@eq.edu.au](mailto:cburk33@eq.edu.au)



# Cameras and mics on in 2026

**BE SEEN. BE HEARD. BE ENGAGED. BE BSDE.**





# Let's try together mode now




# Hard Facts about Year 10

- **Start of your senior schooling journey:** time to focus on your future career and education goals.
- **Results matter!** Aim for strong results to set a solid foundation for Year 11. Most General Subjects require at least a B standard in Year 10.
- **Extensions:** Must be requested by a parent/guardian with a formal form and supporting evidence.
- **Embrace Year 10:** See challenges as opportunities to grow and learn!

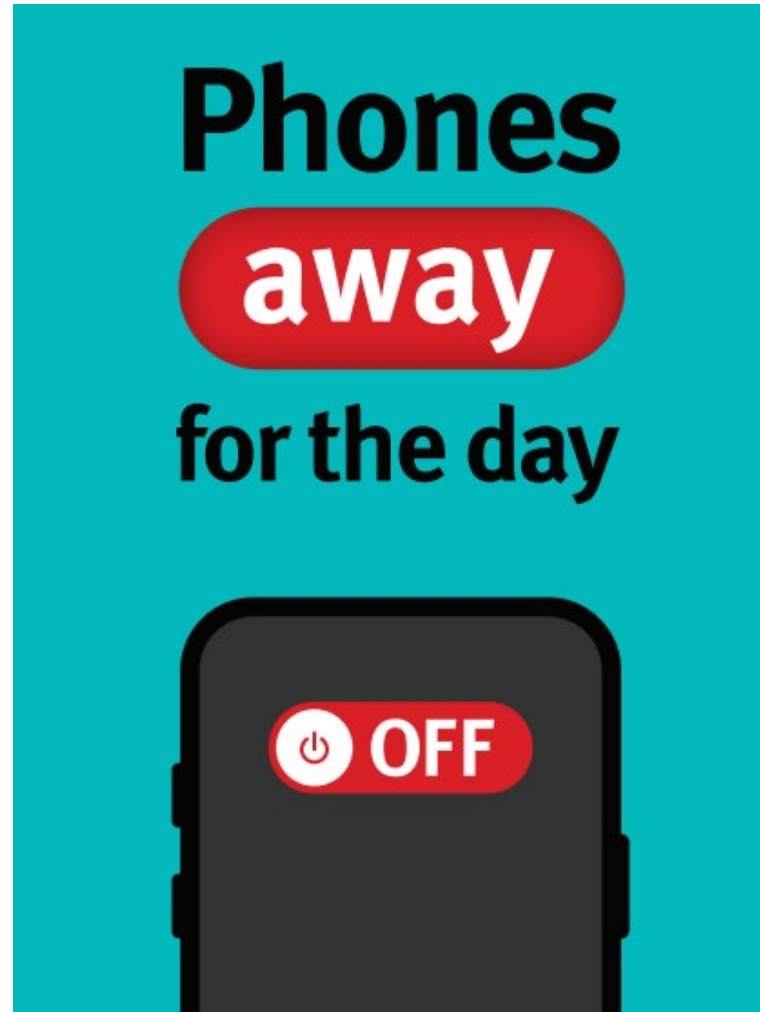
- ◆ Tells students they have a test
- ◆ Posts about test online
- ◆ Send notification home
- ◆ Gives out a study guide
- ◆ Does a review session

\*Students on the day of the test:



# Phones away

[Phones away for the day - Parents and Carers Information](#)



# Regular school attendance

## Why is regular school attendance important?

Did you know? Queensland research shows that higher student attendance at school is associated, on average, with higher student achievement.

Your child will achieve more when they go to school all day, every school day:

- They learn better.
- They make friends.
- They have a brighter future.

## Why must I send my child to school?

Under Queensland law, you must make sure your child of school age is enrolled and attends school all day, every school day unless they have a reasonable excuse.

Illness, natural disaster, doing work experience or competing in a school sporting event are reasonable excuses for being absent from school. Principals decide if the excuse given for your child's absence is reasonable.

## Having problems getting your child to school for some of these reasons?

- Won't get out of bed in the morning
- Won't go to bed at night
- Can't find their uniform, books, school bag
- Slow to eat breakfast
- Haven't done their homework
- Watching TV
- Have a test or presentation to do, have an assignment to hand in
- It's their birthday

## A set routine can help

- ✓ Have a set time to go to bed
- ✓ Have a set time to get out of bed
- ✓ Have the uniform and school bag ready the night before
- ✓ Set a time for daily homework activities
- ✓ Speak about school positively
- ✓ Be firm. Send your child to school every school day including their birthday and the last day of term!

## Do I need to let the school know if my child has been away from school?

YES

You must let the school know the reason why your child is absent from school – either beforehand, on the day of the absence, or as soon as practicable after your child's return to school.

## What should I do if my child won't go to school?

You should contact the school as soon as possible for advice and support.

## When should I avoid keeping my child away from school?

- Avoid keeping your child away from school for birthdays, shopping, visiting family and friends, if they sleep in, looking after other children, minor check-ups or care such as hair cuts.
- By law, you must ensure your child attends school regularly, unless there's a valid reason. Schools will follow up any unexplained absences.

## What should I do if our family is going on a holiday in school time?

- You are encouraged to not schedule holidays during school time. However, if your family holiday is during school time, let the school know in advance and talk about what arrangements can be made for your child.
- Depending on the circumstances, the school may be able to provide tasks for your child to complete while they are absent. Discuss your plans with the school as early as possible.



BrisbaneSDE

Every day counts  
information for  
parents and  
carers



# Student Expectations

- ☐ You need to be self-driven and highly motivated.
- ☐ Attend 100% of your classes.
- ☐ Participate in all classroom activities.
- ☐ Have a working headset, microphone and webcam.
- ☐ Have a separate physical space free from interruptions.
- ☐ Have an active home supervisor.

## *CHECKLIST*



# Student Expectations (continued)

- ❑ Stay in regular contact with your teachers during and outside of lessons.
- ❑ If enrolled in a TAFE course or traineeship, catch up on missed classes by watching recordings and completing all required work. (External VET courses will not appear on your timetable. After two weeks of attending lessons, you must email the VET Team at [VET@brisbanesde.eq.edu.au](mailto:VET@brisbanesde.eq.edu.au) to provide an update. If you decide to continue, you can discuss options for dropping an elective. The VET Team will create an attendance plan for any lessons during school hours, and you will be marked as an 'explained absence'. All external VET enrolments must go through the VET Team.
- ❑ Download the [Work Rate Calendar \(WRC\)](#) for each subject.
- ❑ Use your EQ email for all school communications and check it regularly.



[This Photo](#) by Unknown Author is licensed under [CC BY-SA](#)



# Student Expectations (continued)

## Read and follow:

- The [BrisbaneSDE Assessment Policy](#).
- (see [Student Resources HUB](#) and [Student Planner](#) p. 6-9).
- Submit all assessment tasks, including drafts, on time.

## For [Extensions](#):

- Up to 3 days: Parent/guardian must email your subject teacher with a valid reason.
- Over 3 days: Submit the [Extension Application Form](#) with a medical certificate via the website.



This Photo by Unknown Author is licensed under CC BY-SA



# Important Information

## Textbooks:

- Go to the BrisbaneSDE website > Support and Resources > Student Resources HUB > [Text book and resource requirements](#).
- Textbooks are accessed through [ReadCloud](#). ReadCloud contacts each student on their EQ email account with access details.

## Exam options:

1. Attend onsite at BrisbaneSDE
2. Sit internal exams using an external supervisor to get used to the process in Year 11 and 12 (NOT mandatory).
3. Notify BrisbaneSDE using the [Supervisor Nomination Form](#) on the website.

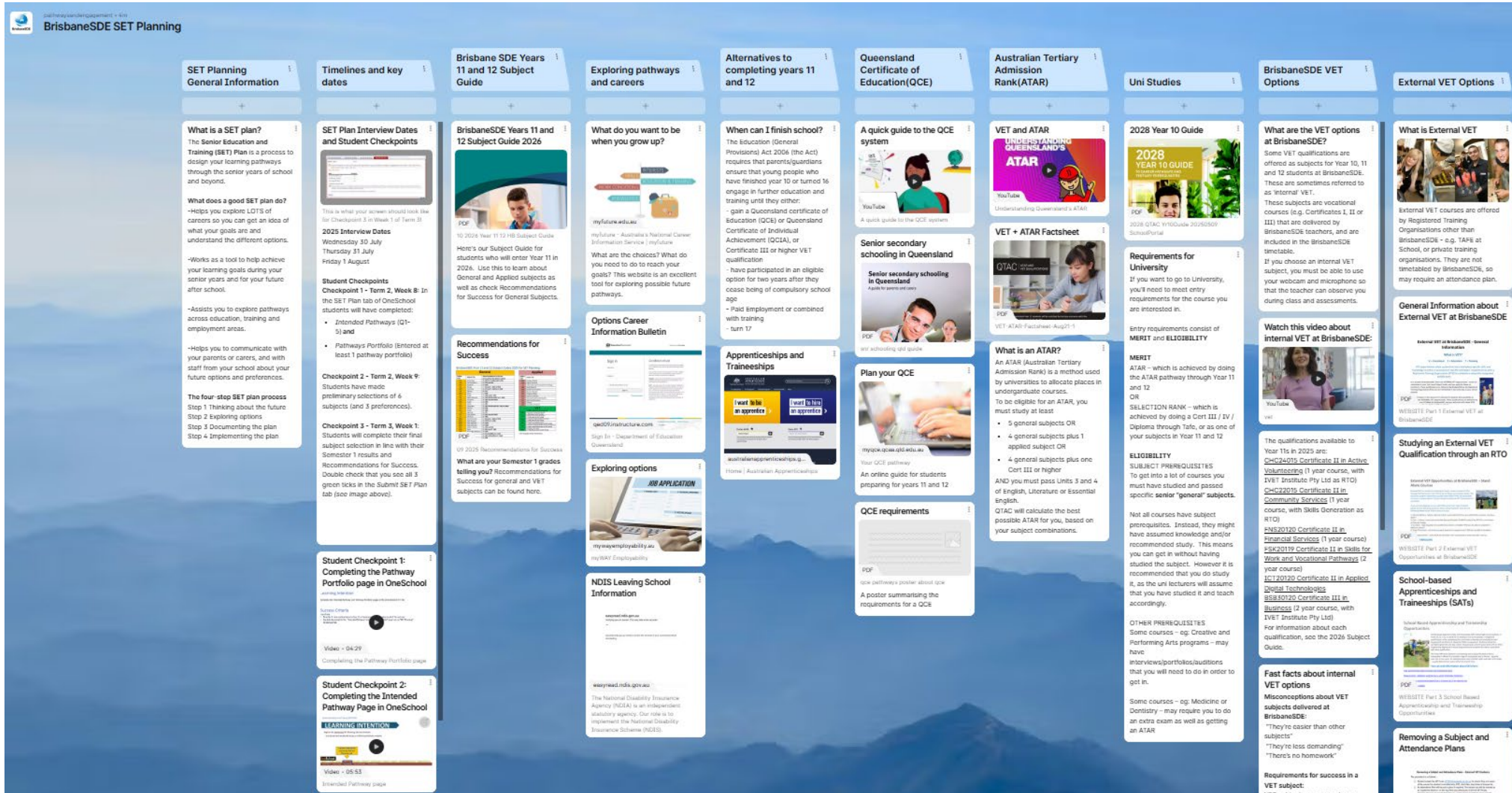
# Welcome from the Head of Department



**Dianna Bennett**

[pathwaysandengagement@brisbanesde.eq.edu.au](mailto:pathwaysandengagement@brisbanesde.eq.edu.au)


# SET Planning



The screenshot displays the BrisbaneSDE SET Planning website, which is organized into a grid of 18 content tiles. The tiles are categorized into several main sections:

- SET Planning General Information:** Includes a definition of SET Plan, its purpose, and a four-step process for planning.
- Timelines and key dates:** Provides 2025 Interview Dates (Wednesday 30 July to Friday 1 August) and details for Student Checkpoint 1 (Term 2, Week 8) and Student Checkpoint 2 (Term 3, Week 1).
- BrisbaneSDE Years 11 and 12 Subject Guide:** Offers a subject guide for 2026, including a PDF download and a video resource.
- Exploring pathways and careers:** Features a diagram of future pathways, a video about career choices, and a PDF of the Options Career Information Bulletin.
- Alternatives to completing years 11 and 12:** Discusses the Education (General Provisions) Act 2006 and provides a PDF of the Recommendations for Success.
- Queensland Certificate of Education (QCE):** Includes a quick guide to the QCE system, a video about senior secondary schooling, and a PDF of the QCE requirements.
- Australian Tertiary Admission Rank (ATAR):** Provides a video about VET and ATAR, a PDF of the VET + ATAR Factsheet, and a video about what an ATAR is.
- Uni Studies:** Offers a 2028 Year 10 Guide, a PDF of the 2028 QCE Year 10 Guide, and a video about requirements for university.
- BrisbaneSDE VET Options:** Explains what VET options are, lists available qualifications, and provides a video about internal VET at BrisbaneSDE.
- External VET Options:** Describes external VET courses, provides general information about external VET, and details how to study an external VET qualification through an RTO.

Additional resources include a PDF of the 2026 Recommendations for Success, a video about the four-step SET plan process, and a PDF of the QCE requirements poster.



This will be updated throughout Term 2.

[BrisbaneSDE SET Planning Link](#)

# Year 10 Events and Extracurricular activities

- Brainstorm Productions (this Wednesday, optional)
- Senior Orientation Day (this Friday!)
- Camp (Term 4)
- Connect Days
- Fun Run/ Cross Country (Term 1)
- Move It/Inflatables Day
- Aquatic Carnival (Term 4)
- Connect competitions & activities
- Other significant days





# Senior Orientation Day

- This is a fabulous opportunity for students to learn about senior schooling, extra QCAA information, meet your teachers and year coordinators.
- There will be sessions for students and separate sessions for parents/guardians.
- Most importantly - meet other students, make friendships, find their people.
- The day will be streamed online for those unable to attend on site.

**Date:** Friday 13th February 2026.

**Time:** 9.00am to 12.30pm, 12.30pm to 1.30pm BBQ for students and family

Need more information? Contact  
[Pathwaysandengagement@brisbanesde.eq.edu.au](mailto:Pathwaysandengagement@brisbanesde.eq.edu.au)



All BrisbaneSDE Years 10, 11 and 12 students enrolling in 2026

Welcome to BrisbaneSDE

## Orientation Day

### Invitation

<b>Date</b>	Friday 13 February 2026
<b>Location</b>	Onsite at BrisbaneSDE
<b>Time</b>	9.00 am to 12.30 pm followed by a family sausage sizzle
<b>Sign in &amp; sign out</b>	Students to arrive for sign-in at 8.30 am Sign out at 12.30 pm if not staying for the sausage sizzle
<b>Morning tea</b>	10.30 am: Morning Tea will be provided
<b>More info</b>	Contact the Pathways and Engagement Team <a href="mailto:pathwaysandengagement@brisbanesde.eq.edu.au">pathwaysandengagement@brisbanesde.eq.edu.au</a>
<b>RSVP</b>	Please complete the <b>online consent form</b> by <b>9.00 am, Monday 9 February 2026</b> for your registration to be accepted. Online consent form link will be <b>emailed directly to Parents/Carers</b> .

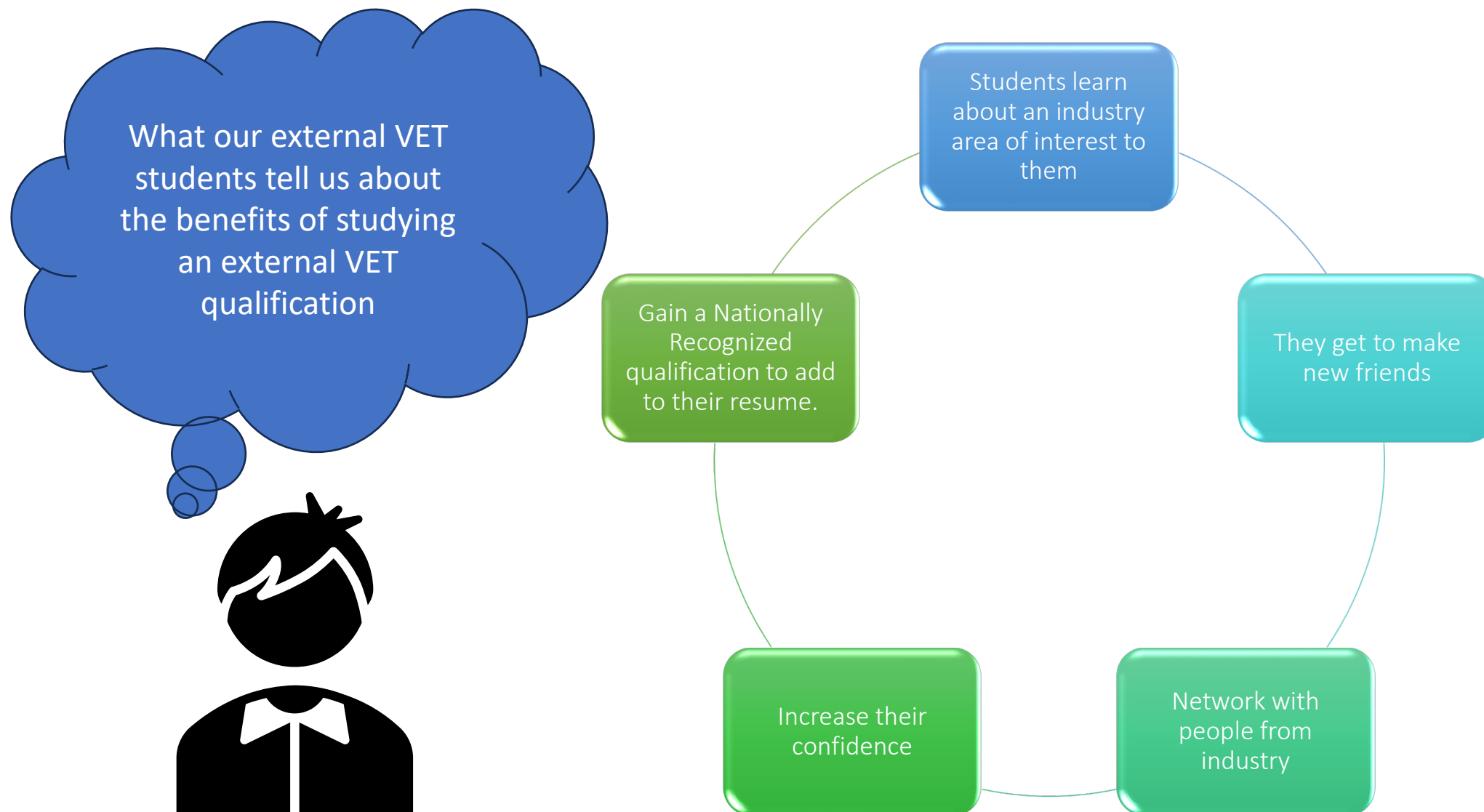
# Welcome from the External VET Coordinator



**Jill Toppenberg**  
[VET@brisbanesde.eq.edu.au](mailto:VET@brisbanesde.eq.edu.au)



BrisbaneSDE





We have approximately 200 students enrolled in many different qualifications across a range of Industry areas from Certificate I level, to Diploma level.



Business and IT

18



Creative industries

28



Health and science

50



Infrastructure and transport

66



Education and community

42



Environment and animal services

46



Service industries

72



Trades

90

## There are **2 different ways** you can study External VET



Study a Nationally Recognised Qualification as a **'stand alone' course** through an RTO (Registered Training Organisation)

- There could be a cost – most likely with Certificate III's or higher
- Depending on the RTO the training could be all online, all face to face, or a blend
- They may be a compulsory work placement component
- TAFE at School is for students at school, TAFE Online & Mainstream TAFE QLD is for people who have LEFT school.

Potential to drop an Elective, as the External VET will be one of your 6 subjects.

Potential for an *'Attendance Plan'* so you can attend training and be marked as an 'explained absence'.  
NOTE - all students are required to watch lesson recordings of missed classes.

Study a Nationally Recognised Qualification by completing a **School Based Apprenticeship or Traineeship (SAT)**

- The student needs to find an employer willing to take them on
- Work Experience PRIOR to sign up is strongly recommended
- No cost to student. The student will receive a wage for attending the workplace 1 day a week (some quals require 2 days)



If you are one of the 200 students who are beginning an External VET qualification this term, please remember:

- You will not see this course on your timetable
- You will be put on an Attendance Plan for the day you attend campus (if required). This means you will be listed as an 'explained absence' from school on this day, however, there is an expectation that you'll watch the lesson recordings of missed classes
- After you have attended at least 2 weeks of lessons with your External RTO (e.g. TAFE at School, Mater Education etc) it is YOUR responsibility to email [VET@brisbanesde.eq.edu.au](mailto:VET@brisbanesde.eq.edu.au) to discuss the potential of dropping a subject
- **Have a great work ethic and let yourself shine! Remember your trainers are from the Industry and will be potential referees for you!** 🎉



# Work Experience

This is a great way for your student to gain experience in an industry area they are interested in. It helps them with their career planning and subject selection.

If you would like more information about the BrisbaneSDE Work Experience Program – please look in the [External VET Programs Padlet for Families](#) and then email the VET Team – [VET@brisbanesde.eq.edu.au](mailto:VET@brisbanesde.eq.edu.au)





To find more information about External VET – opportunities and how it all works please visit these locations:

- BrisbaneSDE Website - <https://brisbanesde.eq.edu.au/curriculum/vocational-education/external-vet-general-information>
- External VET QLearn Course (student access)
- [External VET Programs Padlet for Families](#)
- Email the VET Team – [VET@brisbaneSDE.eq.edu.au](mailto:VET@brisbaneSDE.eq.edu.au)



Manager, External VET Programs  
Jill Toppenberg  
[VET@brisbanesde.eq.edu.au](mailto:VET@brisbanesde.eq.edu.au)



Petrece Dyer  
VET and Industry Coordinator  
[VET@brisbanesde.eq.edu.au](mailto:VET@brisbanesde.eq.edu.au)

# Welcome from the Year Coordinator



**Jodie Hyde**

[Year10Coordinator@brisbanesde.eq.edu.au](mailto:Year10Coordinator@brisbanesde.eq.edu.au)

# Connect Classes

- Connect classes are a way for students and staff to connect and build relationships.
- This provides a chance to have a point of contact who can help you on **non-subject matters** as you get to know your Connect teacher and the other students in the class.
- **Monday and Fridays:** Connect catch up during your usual Line 6 lesson (10:45-10:55am)
- **Wednesdays:** Separate Connect lesson in your **Microsoft TEAMS Connect Class**

Day	Activity
Monday 10:45–10:55am (In-class attendance)	Attend Connect class in your normal Period 3 Microsoft TEAMS Class.
Tuesday	No Connect class
Wednesday 10:45-11:20am (In-class attendance/ assembly)	Compulsory attendance at: <ul style="list-style-type: none"> <li>• <u>Connect Focus lessons / Connect Social sessions</u></li> </ul> <b>Where:</b> Microsoft TEAMS Connect Class <ul style="list-style-type: none"> <li>• <u>Assembly (Weeks 2, 5 and 7 each term)</u></li> </ul> <b>Where:</b> Microsoft TEAMS Webinar (you must register)
Thursday	No Connect class
Friday 10:45– 10:55am (In-class attendance)	Attend Connect class in your normal Period 3 Microsoft TEAMS Class.



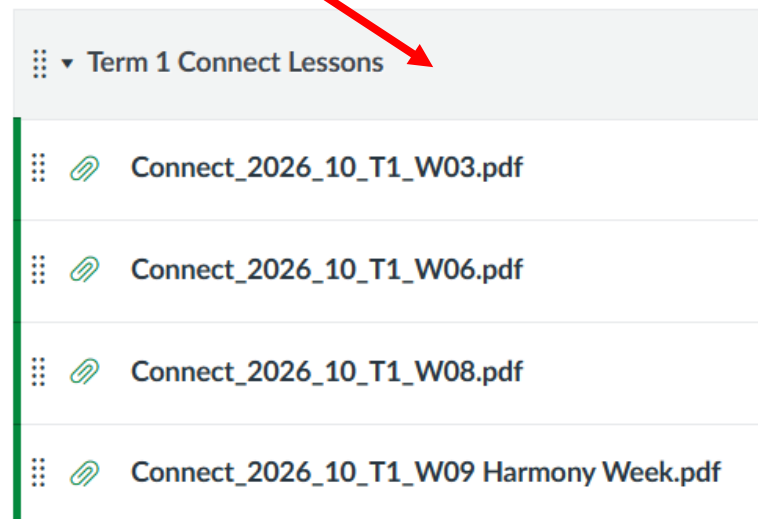
# 2026 Connect Wellbeing Program

Main components:

- **Connect Focus** sessions (lessons)  
<https://qed09.instructure.com/courses/131557/modules>
  - Social engagement
  - Content adapted for year level based on skills priorities and transition needs (SET Planning)
- **Connect Social** sessions
  - Dedicated space for students to build relationships and foster sense of belonging within connect groups
  - Activities selected by teachers/students
- **Whole School/Cohort events** e.g. assemblies, special event day/celebrations (T1 W5 2026 Student Leaders Assembly)

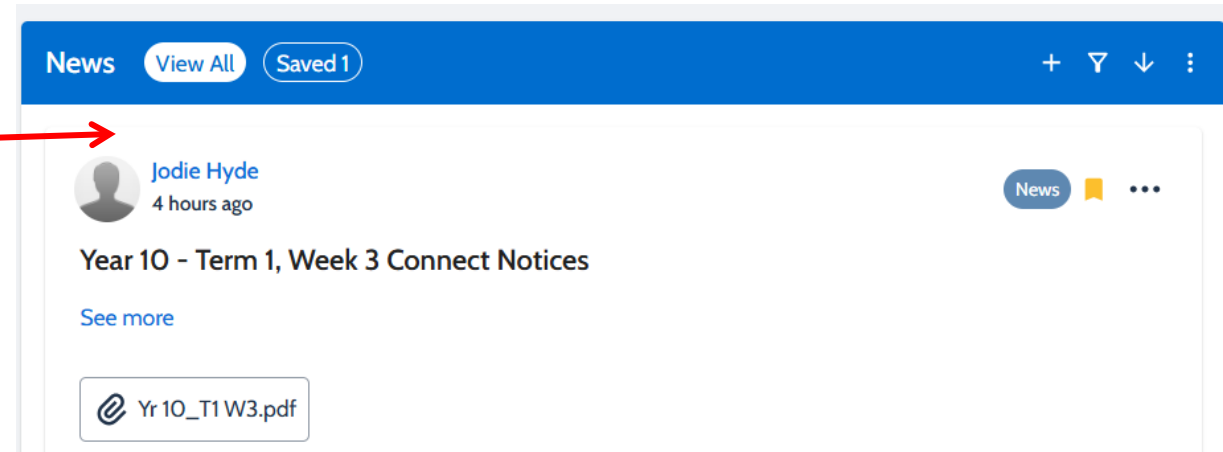


[Connect Information](#)



# Connect Notices

- Will be available Monday morning by 7am via a Compass News post
- Students & Parents/Guardians receive e-mail and/or push notification
- Notices appear in Compass News Feed
- Opportunity for Student Leaders and Connect Reps to contribute PPT/audio/webcam messages to be shared as content in connect notices at key points during the year



# L4S Escape Room and Orientation



[Student Resources \(HUB\)](#)

[Student Orientation](#)

[QLearn Link for L4S Website](#)

• Introduction to <b>BrisbaneSDE</b>		
• <b>Expectations</b>		
• Accessing <b>e-mails</b>		
• Setting up <b>Office Apps</b>		
• Accessing & understanding the <b>timetable</b>		
• Accessing <b>online lessons</b>		
• Introduction to <b>QLearn</b>		
• Using <b>Compass</b>		
• Setting up <b>your study space</b>		
• <b>Daily/Weekly routines</b>		
<b>Importantly</b> , complete the checklist below. It will help us help you.		
• <b>Complete checklist</b>		

# L4S Escape Room – ID Photo

2025 ID cards expire on 31 March.

**When you are in Year 11 or 12 you will need a student ID card for exam attendance.**


For all year levels, a student ID card gives you access to a range of discounts at retailers, movies, theatres, hairdressers etc, as well as on public transport.

**Please take a passport style photograph, attach it to an email and send it to [reception@brisbanesde.eq.edu.au](mailto:reception@brisbanesde.eq.edu.au)**

In the body of the message, please include your full name and date of birth.

Photo requirements:

1. Your face must be clear.
2. You must not wear a hat or sunglasses. (Cultural head coverings are ok.)
3. The photo should be taken against a plain, preferably white background.
4. Your full name and date of birth must be in the email accompanying the photograph.



# Upcoming Events – Term 1

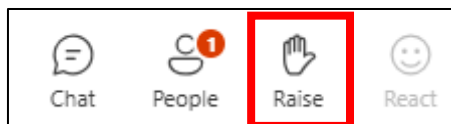


Week	Event	Day/Time
3	<b>Brainstorm Theatre Productions Day</b> (Cyberia) <a href="#">Year 9-10 Brainstorm Productions (Cyberia)   Meeting-Join   Microsoft Teams</a>	Wednesday 11 February, 11:00am – 12:00pm (online only)
3	<b>Senior Orientation Day</b> Register here for online attendance: <a href="#">Senior Orientation Day Online 13 February 2026   Meeting-Join   Microsoft Teams</a>	Friday 13 February, 9:00am – 12:30pm (online & on campus)
5	<b>Year 3-12 Leadership Assembly</b> (view in Connect)	Wednesday 25 February, 10:45 – 11:20am
7	<b>Year 10 Assembly</b> <a href="#">T1 W7 Year 10 Assembly   Register</a>	Wednesday 11 March, 10:45 – 11:20am
10	<b>Fun Run Day</b> (on campus)	Thursday 2 April, 8:00am – 1:00pm

**\*\* Students MUST register to attend all Term 1 assemblies \*\***

# Questions?

- Any **general** questions? Please raise your hand so that you can be given mic permissions.



- Note: Questions relating to your personal situation should be emailed to your Year Level Coordinator or Guidance Officer after the Assembly - not here.

# Need more information or support?



**Year 10 Coordinator:** Jodie Hyde

[Year10Coordinator@brisbanesde.eq.edu.au](mailto:Year10Coordinator@brisbanesde.eq.edu.au)



**Deputy Principal (Year 10):** Carolyn Burke

[cburk33@eq.edu.au](mailto:cburk33@eq.edu.au)



**HOD Pathways and Engagement (P-10):** Di Bennett

[pathwaysandengagement@brisbanesde.eq.edu.au](mailto:pathwaysandengagement@brisbanesde.eq.edu.au)



**Guidance Officer (Year 10):** Sarah Round

[Guidance.Enquiries@brisbanesde.eq.edu.au](mailto:Guidance.Enquiries@brisbanesde.eq.edu.au)



**Youth Support Coordinator:** Kylie Cottone

[YouthSupport@brisbanesde.eq.edu.au](mailto:YouthSupport@brisbanesde.eq.edu.au)



[This Photo](#) by Unknown Author is licensed under [CC BY](#)