

Changing to Collaborate Ultra

Update for BrisbaneSDE Supervisors

Our current online teaching and learning web-conferencing platform is being updated to Blackboard Collaborate Ultra.

This change will occur on July 13, 2020, which is the first day of Term 3, after the school holidays. Please note: We cannot confirm that the current lesson recordings will be available after the upgrade.

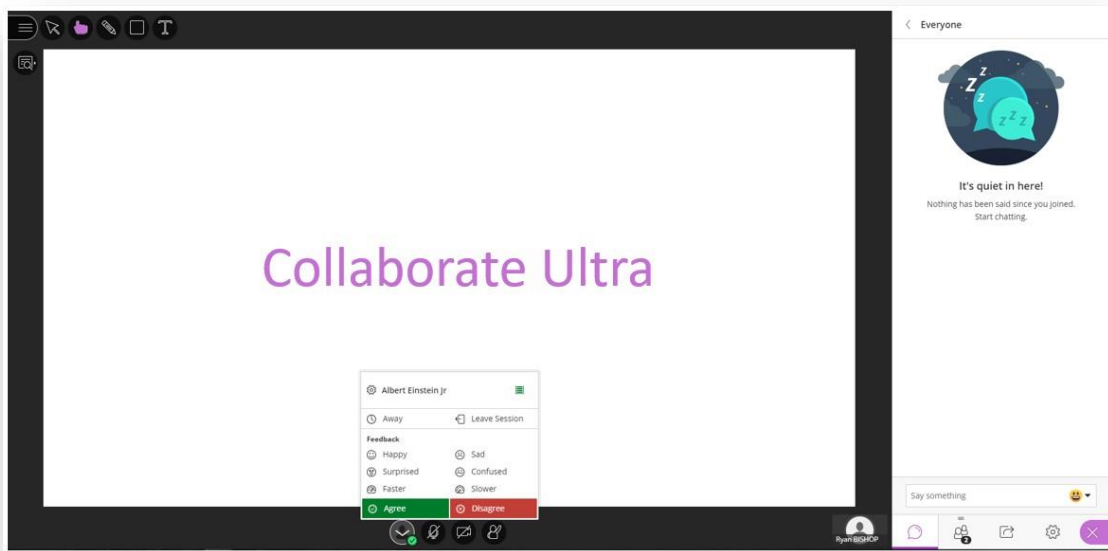
Please download any recordings required prior to the end of this term.

Does this change how I access online lessons?

No! Online lessons will still be accessed exactly how they always have been. Each lesson, students will still need to go to a Blackboard course and enter their lesson via the link created by their teacher.

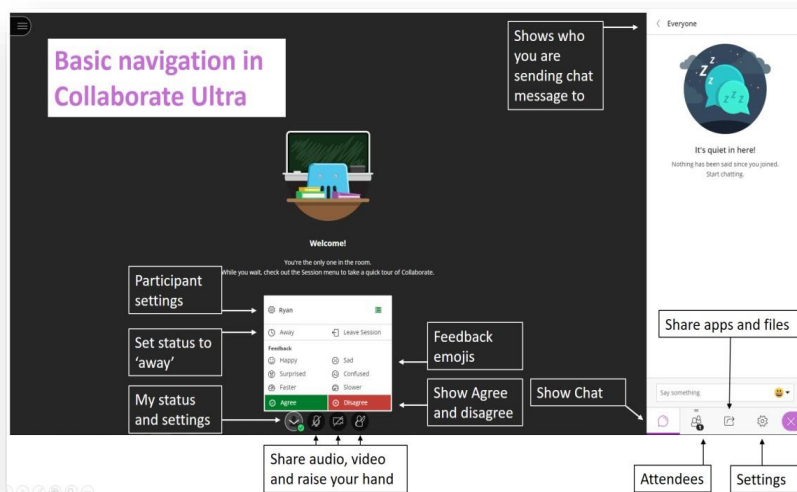
How will we host online lessons from July 13, 2020?

From July 13, online lessons will be hosted through Collaborate Ultra. This is an updated version of Collaborate Original. Collaborate Ultra has many of the same features as Collaborate Original but does differ in how it looks and functions. Collaborate Ultra is shown below:



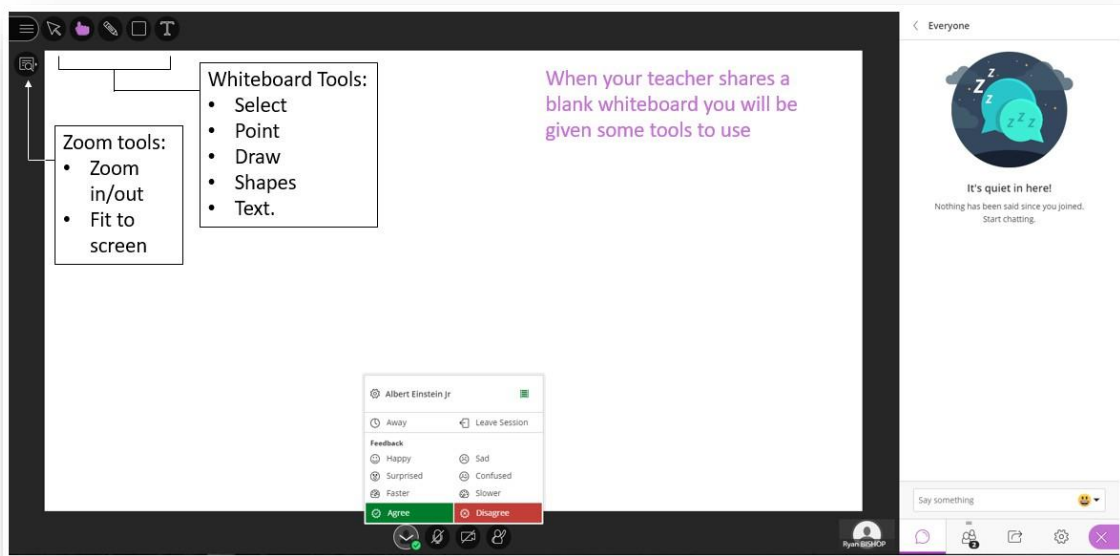
Navigating Collaborate Ultra

The image below shows the basic features and tools and how to find them in Collaborate Ultra.



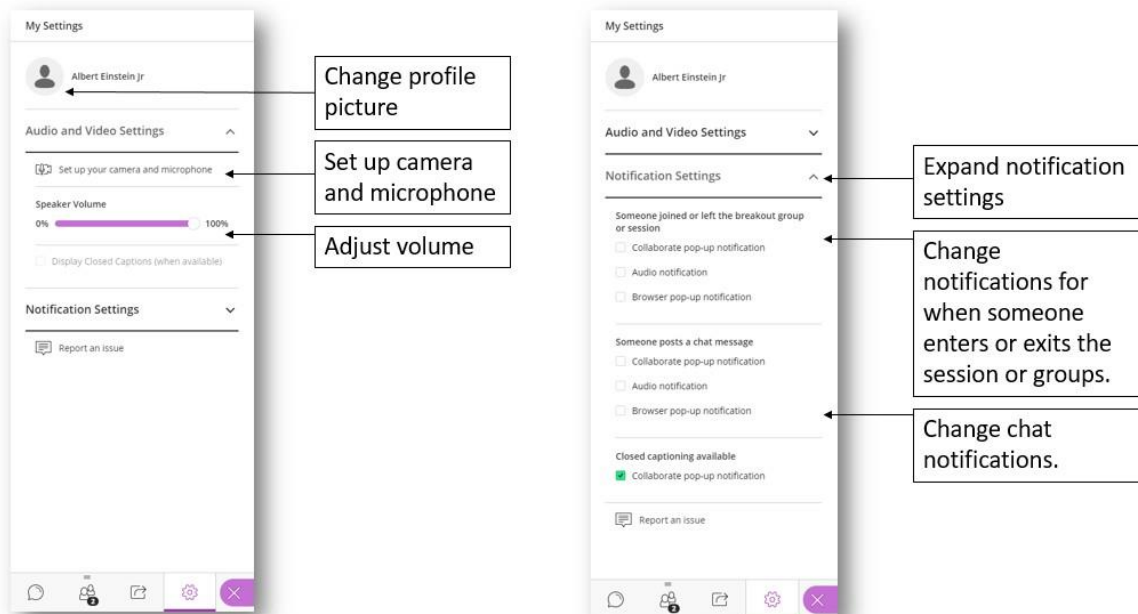
Whiteboards in Collaborate Ultra

Students are able to draw and add text to shared whiteboards in online lessons. When the teacher shares a whiteboard, drawing and text tools appear as shown below. Students are also presented with zoom tools which can be used to re-size what is on the screen to make it easier to view.



Changing settings in Collaborate Ultra

When in an online lesson, students are able to change settings that make their learning experience better suited to their needs. The images below show how to find and change settings, including audio volume, notification settings and the profile picture.



Breakout Groups in Collaborate Ultra

Teachers create breakout groups for students to work in. In Collaborate Ultra, students are granted 'presenter' permissions when they enter a breakout group. This means they can share anything on their computer with the teacher and classmates. This will mean teachers can quickly and easily see student work and provide feedback to help students improve. The images below show how to share apps, files and polls as well as how to move into and out of breakout groups in Collaborate Ultra.

